新立盈®
REDUCER

★ 斜齿高精度行星减速机
★ 直齿行星减速机
★ 中空旋转平台
★ 谐波减速机

应 用 行 业
Application industry

印刷机和制造机



机床和制造系统



机器人技术、自动化技术和机械手技术

公司简介

公司主要从事高精度行星减速机的研发，生产，为客户提供最优质的产品服务。公司非常注重产品的适用性和可靠性，实施严格的质量控制，为了满足当今越来越苛刻的生产使用需求，公司不断创新，研发出适用于不同工况的行星减速机以最大限度满足市场需求.

公司一直以传承，创新，创造作为企业发展理念，我们始终坚信品质为企业生存的根本，且一直保持着对更高品质的追求，为客户的客户提供放心高质的产品，一个产品的生命，其价值的体现便是满意每一位使用他的客户，在此，我们真诚感谢您在新立盈的成长过程中给予我们的信任及陪伴，为了您的选择，我们会尽最大的努力给您提供满意的产品，在未来的日子里公司将继续创新，为您提供终极解决方案。

公司将一直秉承这些理念陪伴您走下去。

纺织

自动化生产线



目录索引

AB系列



① 输出轴 Output shaft
② 油封 Oil seal
③ 输出轴前轴承 Output shaft front bearing
④ 行星轮 Planetary gear
⑤ 太阳轮 Solar wheel
⑥ 满针轴承 Full needle bearing
⑦ 前盖 Front cover
⑧ 输出轴后轴承 Output shaft rear bearing
⑨ 油封 Oil seal
⑩ 联轴器 Coupling
⑪ 锁紧环 Lock ring
⑫ 后盖 rear cover

型号说明 / MODEL ILLUMINATE

AB090 – 10 – S□ / 马达

减速机型式：
AB060/AB090/AB115
AB142/AB180/AB220

马达型号：
马达制造及型号

减速比：单级(L1)：3, 4, 5, 6, 7, 8, 10
双级(L2)：12, 15, 20, 25 30, 35, 40, 50, 60, 70, 80, 100

背隙：S0：超精密背隙
S1：精密背隙
S2：标准背隙

选用范例: AB090-10-S□-/ MHMD-082G1U

减速机性能资料 / GEAR BOX PERFORMANCE INFORMATION

规格		级 数	减 速 比[1]	AB042	AB060	AB090	AB115	AB142	AB180	AB220
额定输出力矩 T_{2N}	Nm	1	3	20	55	130	208	342	588	1,140
			4	19	50	140	290	542	1,050	1,700
			5	22	60	160	330	650	1,200	2,000
			6	20	55	150	310	600	1,100	1,900
			7	19	35	140	300	550	1,100	1,800
			8	17	35	120	260	500	1,000	1,600
			10	14	23	48	140	370	520	1,220
		2	12	20	55	130	208	342	588	1,140
			15	20	55	130	208	342	588	1,140
			20	19	50	140	290	542	1,050	1,700
			25	22	60	160	330	650	1,200	2,000
			30	22	60	160	330	650	1,200	2,000
			35	22	60	160	330	650	1,200	2,000
			40	22	60	160	330	650	1,200	2,000
			50	22	60	160	330	650	1,200	2,000
			60	20	55	150	310	600	1,100	1,900
			70	19	35	140	300	550	1,100	1,800
			80	17	35	120	260	500	1,000	1,600
			100	14	23	48	140	370	520	1,220
最大输出力矩 T_{2B}	Nm	1,2	3~100	3倍额定输出力矩						
额定输入转速 n_1	rpm	1,2	3~100	5,000	5,000	4,000	4,000	3,000	3,000	2,000
最大输入转速 n_{1B}	rpm	1,2	3~100	10,000	10,000	8,000	8,000	6,000	6,000	4,000
超精密背隙 S0	arcmin	1	3~10	–	–	≤1	≤1	≤1	≤1	≤1
		2	12~100	–	–	–	≤3	≤3	≤3	≤3
精密背隙 S1	arcmin	1	3~10	≤3	≤3	≤3	≤3	≤3	≤3	≤3
		2	12~100	≤5	≤5	≤5	≤5	≤5	≤5	≤5
标准背隙 S2	arcmin	1	3~10	≤5	≤5	≤5	≤5	≤5	≤5	≤5
		2	12~100	≤7	≤7	≤7	≤7	≤7	≤7	≤7
扭转刚性	Nm/arcmin	1,2	3~100	3	7	14	25	50	145	225
容许径向力 F_{2rB}[2]	N	1,2	3~100	780	1,530	3,250	6,700	9,400	14,500	50,000
容许轴向力 F_{2a1B}[2]	N	1,2	3~100	350	630	1,300	3,000	4,000	6,200	35,000
容许轴向力 F_{2a2B}[2]	N	1,2	3~100	390	765	1,625	3,350	4,700	7,250	25,000
使用寿命	hr	1,2	3~100	20,000＊						
效率 η	%	1	3~10	≥97%						
		2	12~100	≥94%						
重量	kg	1	3~10	0.5	1.3	3.7	7.8	14.5	29	48
		2	12~100	0.8	1.9	4.1	9	17.5	33	60
使用温度	°C	1,2	3~100	-10°C~+90°C						
润滑		1,2	3~100	合成润滑油脂						
防护等级		1,2	3~100	IP65						
安装方向		1,2	3~100	任意方向						
噪音值 (n_1=3000rpm)	dB	1,2	3~100	≤56	≤58	≤60	≤63	≤65	≤67	≤70

减速机转动惯量

规格		级 数	减 速 比[1]	AB042	AB060	AB090	AB115	AB142	AB180	AB220
转动惯量 J_1	kg・cm²	1	3	0.03	0.16	0.61	3.25	9.21	28.98	69.61
			4	0.03	0.14	0.48	2.74	7.54	23.67	54.37
			5	0.03	0.13	0.47	2.71	7.42	23.29	53.27
			6	0.03	0.13	0.45	2.65	7.25	22.75	51.72
			7	0.03	0.13	0.45	2.62	7.14	22.48	50.97
			8	0.03	0.13	0.44	2.58	7.07	22.59	50.84
			10	0.03	0.13	0.44	2.57	7.03	22.51	50.56
		2	12	0.03	0.03	0.13	0.47	2.71	7.42	23.29
			15	0.03	0.03	0.13	0.47	2.71	7.42	23.29
			20	0.03	0.03	0.13	0.47	2.71	7.42	23.29
			25	0.03	0.03	0.13	0.47	2.71	7.42	23.29
			30	0.03	0.03	0.13	0.47	2.71	7.42	23.29
			35	0.03	0.03	0.13	0.47	2.71	7.42	23.29
			40	0.03	0.03	0.13	0.47	2.71	7.42	23.29
			50	0.03	0.03	0.13	0.44	2.57	7.03	22.51
			60	0.03	0.03	0.13	0.44	2.57	7.03	22.51
			70	0.03	0.03	0.13	0.44	2.57	7.03	22.51
			80	0.03	0.03	0.13	0.44	2.57	7.03	22.51
			100	0.03	0.03	0.13	0.44	2.57	7.03	22.51

1. 减速比(**$i=N_{in}/N_{out}$**)

＊连续运转降低使用寿命二分之一。

2. 输出转数 **100 rpm** 时， 作用于输出轴中心位置。

外形尺寸图表 / OUTLINE DIMENSION SHEET

AB-042-L1

输入端/ INPUT

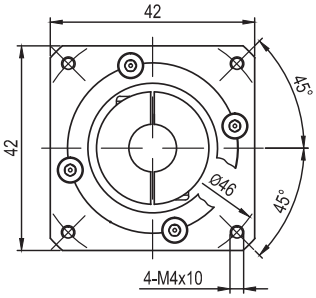

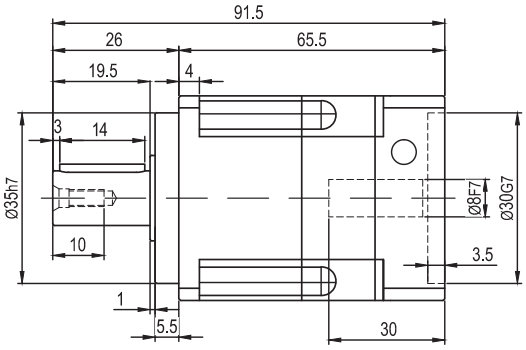

输出端/OUTPUT

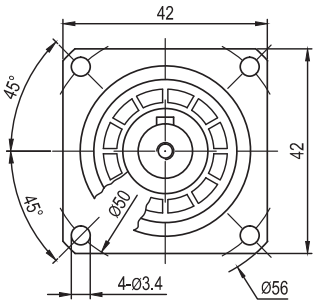

AB-042-L2

输入端/ INPUT

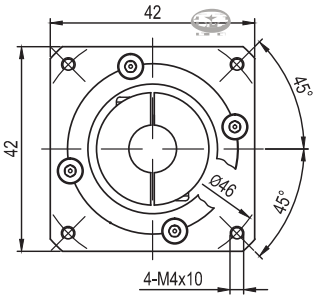

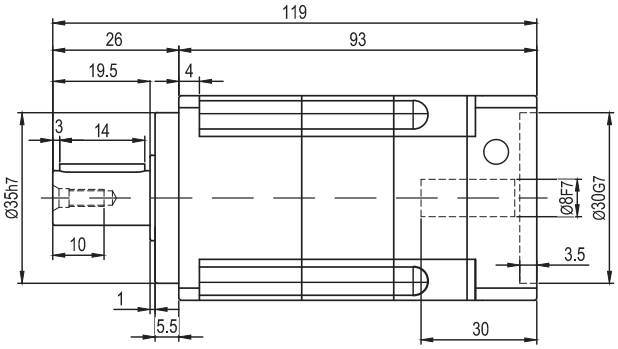

输出端/OUTPUT

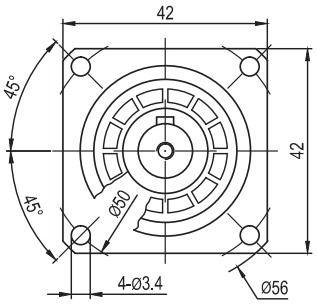

输出轴径/Output Diameter

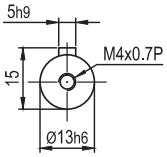

轴型式

*输入马达连接板之尺寸，可根据客户要求单独定做。
*The input motor specific dimensions could be customised.

外形尺寸图表 / OUTLINE DIMENSION SHEET

AB-060-L1

输入端/INPUT

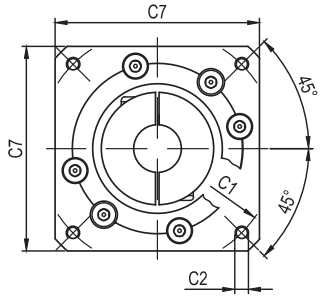

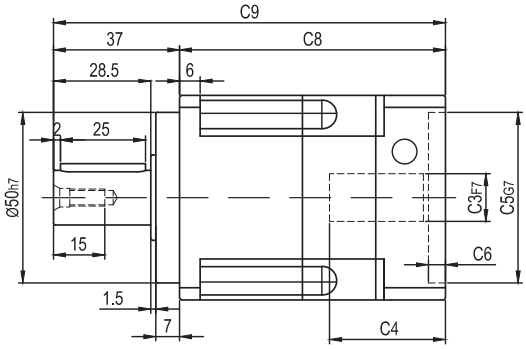

输出端/ OUTPUT

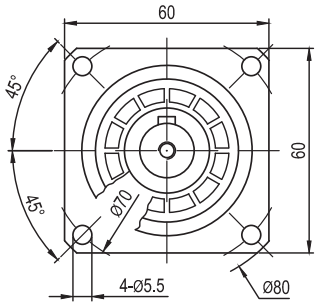

AB-060-L2

输入端/ INPUT

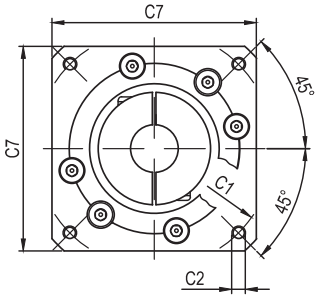

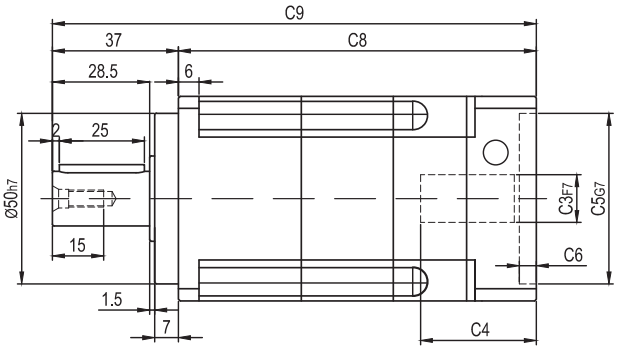

输出端 /OUTPUT

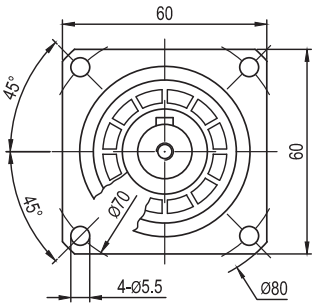

输出轴径/Output Diameter

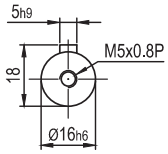

轴型式

尺寸	C1	C2	C3	C4	C5	C6	C7	C8	C9
AB-060-L1	Ø70	4-M4x10 , 4-M5x12	Ø11,Ø14	34	Ø50	5	60	75	112
	Ø90	4-M5x12 , 4-M6x12	Ø19	44	Ø70	5	80	85	122
AB-060-L2	Ø70	4-M4x10 , 4-M5x12	Ø11,Ø14	34	Ø50	5	60	105	142

* C1~C7是公制标准马达连接板之尺寸,可根据客户要求单独定做。
* C1~C7are motor(metric standard) specific dimensions, which could be customised.

外形尺寸图表 / OUTLINE DIMENSION SHEET

AB-090-L1

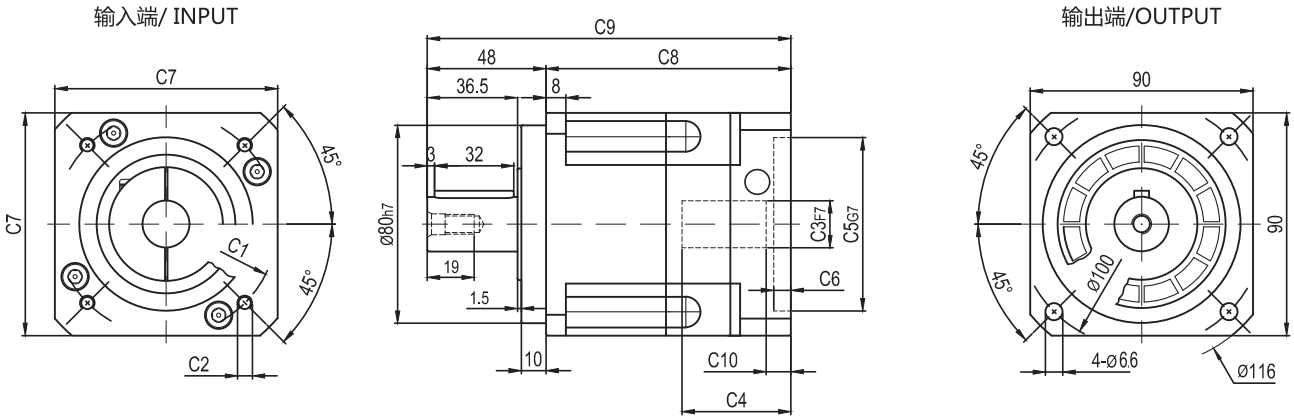

AB-090-L2

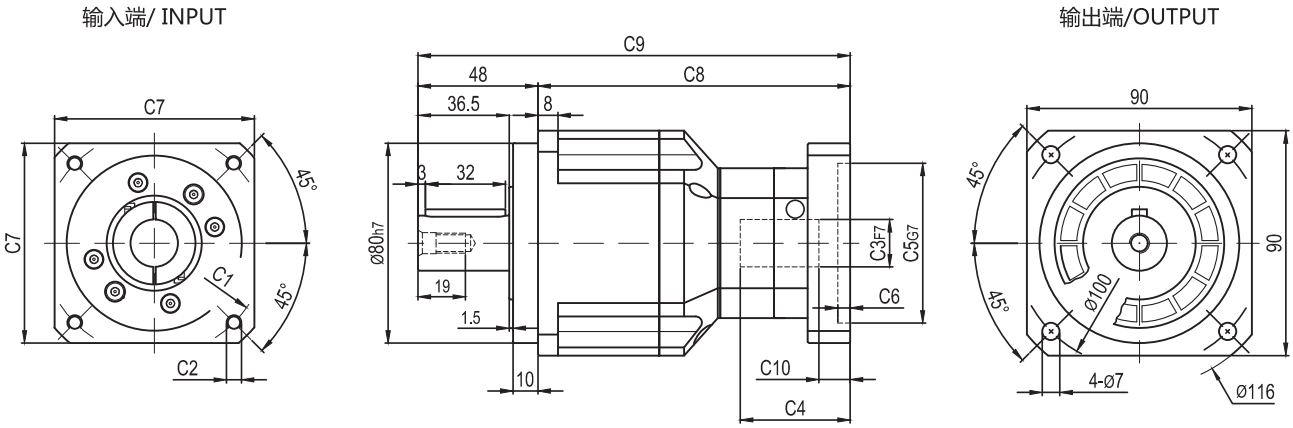

输出轴径/Output Diameter

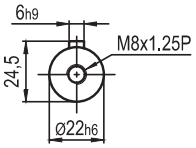

轴型式

尺寸	C1	C2	C3	C4	C5	C6	C7	C8	C9	C10
AB-090-L1	Ø90	4-M5x12 , 4-M6x12	Ø19	44	Ø70	7	90	95.5	143.5	8
	Ø100	4-M6x12	Ø16	44	Ø80	7	90	95.5	143.5	7
	Ø115	4-M8x20	Ø19,Ø22	50	Ø95	7	100	101.5	149.5	13
	Ø115	4-M8x25	Ø19,Ø22	60	Ø95	8	100	111.5	159.5	23
	Ø145	4-M8x25	Ø19,Ø22,Ø24	60	Ø110	8	130	111.5	159.5	23
AB-090-L2	Ø70	4-M4x10 , 4-M5x12	Ø11,Ø14	34	Ø50	5	60	115	163	5.5
	Ø90	4-M5x12 , 4-M6x12	Ø19	44	Ø70	5	80	125	173	16.5
	Ø100	4-M6x12	Ø16	38.5	Ø80	5	86	119.5	167.5	10

* C1~C7是公制标准马达连接板之尺寸,可根据客户要求单独定做。
* C1~C7are motor(metric standard) specific dimensions, which could be customised。

外形尺寸图表 / OUTLINE DIMENSION SHEET

AB-115-L1

输入端/INPUT

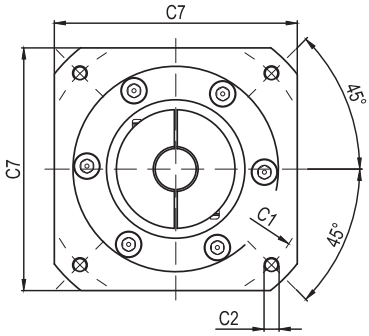

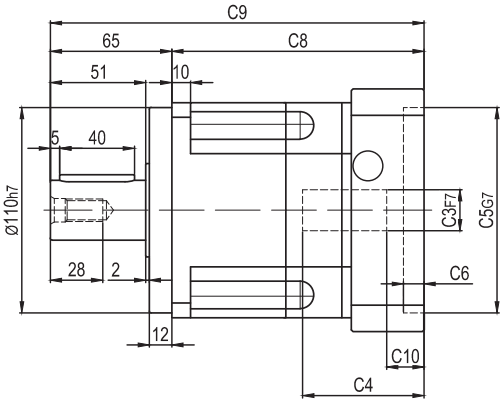

输出端/ OUTPUT

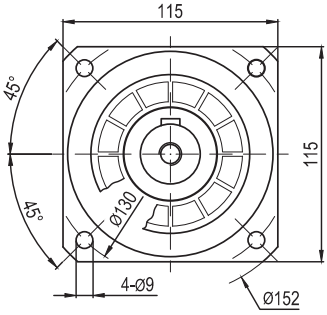

AB-115-L2

输入端/ INPUT

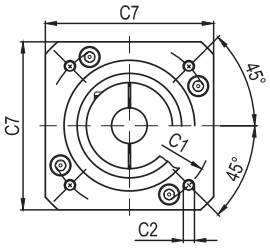

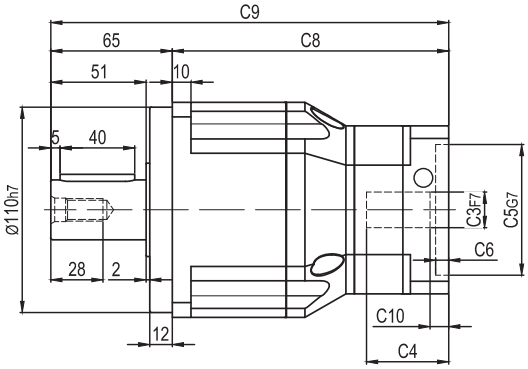

输出端 /OUTPUT

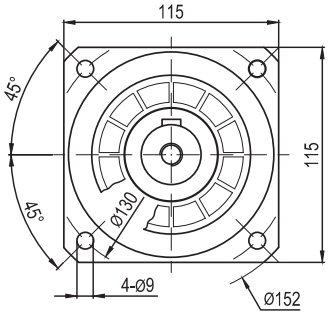

输出轴径/Output Diameter

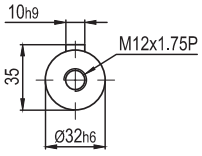

轴型式

尺寸	C1	C2	C3	C4	C5	C6	C7	C8	C9	C10
AB-115-L1	Ø145	4-M8x25	Ø19,Ø22,Ø24	65	Ø110	11	130	121.5	186.5	20
	Ø200	4-M12x28	Ø35	80.5	Ø114.3	6	180	137	202	36.5
AB-115-L2	Ø90	4-M5x12 , 4-M6x12	Ø19	44	Ø70	7	90	148	213	8
	Ø100	4-M6x12	Ø16	44	Ø80	7	90	148	213	7
	Ø115	4-M8x20	Ø19,Ø22	50	Ø95	7	100	154	219	13
	Ø115	4-M8x25	Ø19,Ø22	60	Ø95	8	100	164	229	23
	Ø145	4-M8x25	Ø19,Ø22,Ø24	60	Ø110	8	130	164	229	23

* C1~C7是公制标准马达连接板之尺寸,可根据客户要求单独定做。
* C1~C7are motor(metric standard) specific dimensions, which could be customised。

外形尺寸图表 / OUTLINE DIMENSION SHEET

AB-142-L1

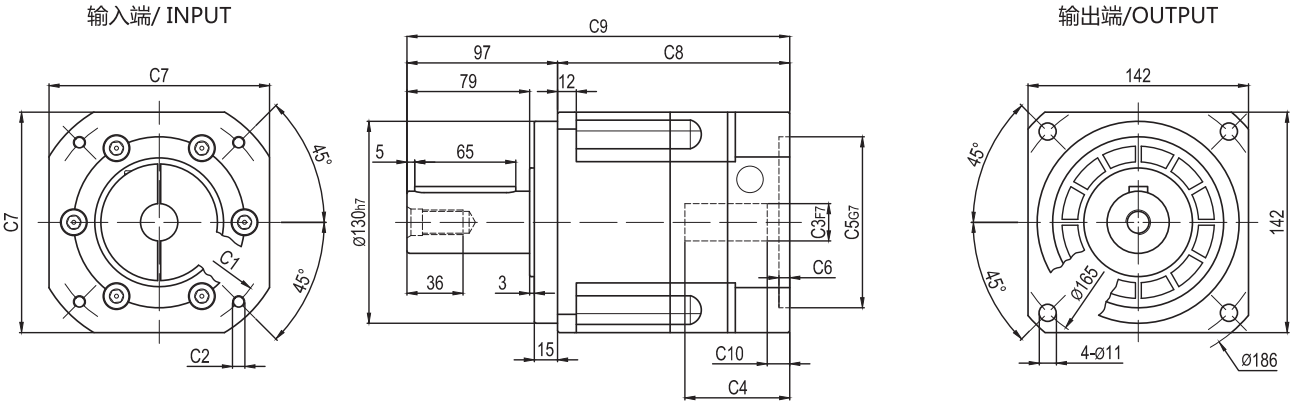

AB-142-L2

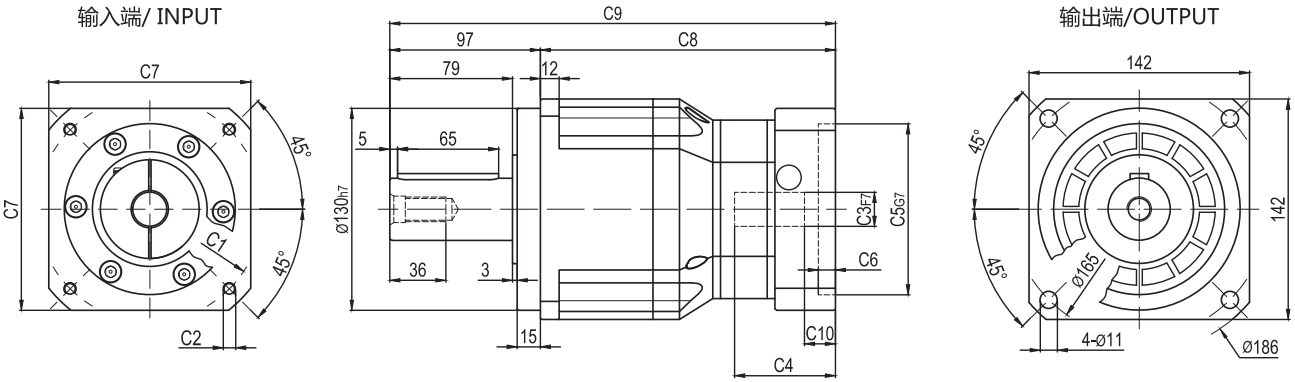

输出轴径/Output Diameter

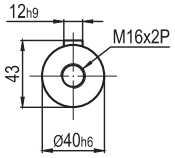

轴型式

尺寸	C1	C2	C3	C4	C5	C6	C7	C8	C9	C10
AB-142-L1	Ø145	4-M8x25	Ø22,Ø24	67.5	Ø110	7	142	142	239	14.5
	Ø200	4-M12x23	Ø35	83	Ø114.3	8	180	157.5	254.5	30
AB-142-L2	Ø145	4-M8x25	Ø19,Ø22,Ø24	65	Ø110	11	130	190	287	20
	Ø200	4-M12x28	Ø35	80.5	Ø114.3	6	180	205.5	302.5	36.5

* C1~C7是公制标准马达连接板之尺寸,可根据客户要求单独定做。
* C1~C7are motor(metric standard) specific dimensions, which could be customised。

外形尺寸图表 / OUTLINE DIMENSION SHEET

AB-180-L1

输入端/INPUT

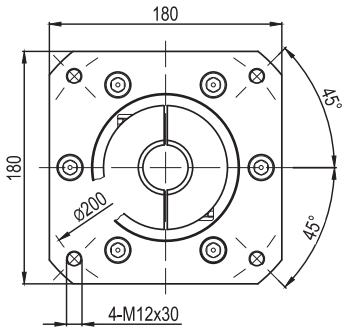

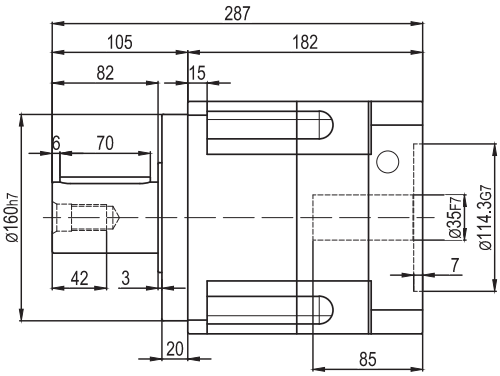

输出端/ OUTPUT

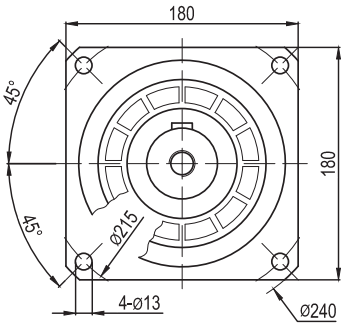

AB-180-L2

输入端/ INPUT

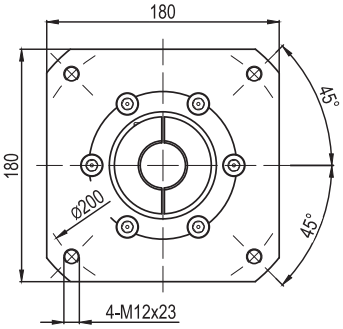

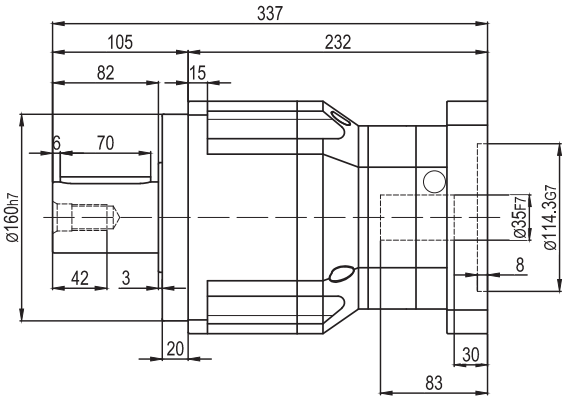

输出端 /OUTPUT

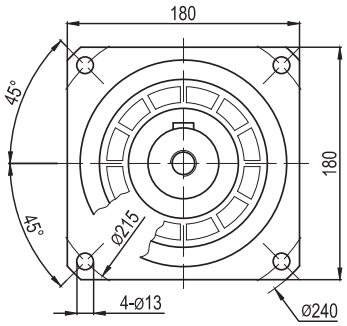

输出轴径/Output Diameter

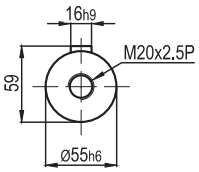

轴型式

*输入马达连接板之尺寸,可根据客户要求单独定做。
*The input motor specific dimensions could be customised.

ABR系列

型号说明 / MODEL ILLUMINATE



ABR090 – 10 – S□ / 马达

减速机型式：
ABR042/ABR060/ABR090/ABR115
ABR142/ABR180/ABR220

马达型号：
马达制造及型号

减速比：单级(L1)：3, 4, 5, 6, 7, 8, 10, 14, 20
双级(L2)：15, 20, 25, 30, 40, 50, 60, 70, 80, 100, 120, 140, 160, 200

背隙：S1：精密背隙
S2：标准背隙

选用范例: ABR090-10-S□-/ MHMD-082G1U

减速机性能资料 / GEAR BOX PERFORMANCE INFORMATION

规格		级 数	减 速 比[1]	ABR042	ABR060	ABR090	ABR115	ABR142	ABR180
额定输出力矩 T_{2N}	Nm	1	3	5	55	130	208	342	588
			4	10	50	140	290	542	1,050
			5	9	60	160	330	650	1,200
			6	-	55	150	310	600	1,100
			7	-	35	140	300	550	1,100
			8	5	35	120	260	500	1,000
			10	-	23	48	140	370	520
			14	-	35	140	300	550	1,100
			20	-	23	48	140	370	520
		2	15	16(12.0)	55	130	208	342	588
			20	12	50	140	290	542	1,050
			25	10.5	60	160	330	650	1,200
			30	-	60	160	330	650	1,200
			35	32(12)	60	160	330	650	1,200
			40	10.5	60	160	330	650	1,200
			50	-	60	160	330	650	1,200
			60	-	60	160	330	650	1,200
			70	-	60	160	330	650	1,200
			80	-	60	160	330	650	1,200
			100	-	60	160	330	650	1,200
			120	–	–	150	310	600	1,100
			140	–	–	140	300	550	1,100
			160	–	–	120	260	500	1,000
			200	–	–	48	140	370	520
最大输出力矩 T_{2B}	Nm	1,2	3~200	3倍额定输出力矩					
额定输入转速 n_1	rpm	1,2	3~200	5,000	5,000	4,000	4,000	3,000	3,000
最大输入转速 n_{1B}	rpm	1,2	3~200	10,000	10,000	8,000	8,000	6,000	6,000
精密背隙 S1	arcmin	1	3~20	≤4	≤4	≤4	≤4	≤4	≤4
		2	15~200	≤7	≤7	≤7	≤7	≤7	≤7
标准背隙 S2	arcmin	1	3~20	≤6	≤6	≤6	≤6	≤6	≤6
		2	15~200	≤9	≤9	≤9	≤9	≤9	≤9
扭转刚性	Nm/arcmin	1,2	3~200	3	7	14	25	50	145
容许径向力 F_{2rB}[2]	N	1,2	3~200	780	1,530	3,250	6,700	9,400	14,500
容许轴向力 F_{2a1B}[2]	N	1,2	3~200	350	630	1,300	3,000	4,000	6,200
容许轴向力 F_{2a2B}[2]	N	1,2	3~200	390	765	1,625	3,350	4,700	7,250
使用寿命	hr	1,2	3~200	20,000*					
效率 η	%	1	3~20	≥95%					
		2	15~200	≥92%					
重量	kg	1	3~20	0.9	2.1	6.4	13	24.5	51
		2	15~200	1.2	2.5	7.8	14.2	27.5	54
使用温度	°C	1,2	3~200	-10°C~+90°C					
润滑		1,2	3~200	合成润滑油脂					
防护等级		1,2	3~200	IP65					
安装方向		1,2	3~200	任意方向					
噪音值 (n_1=3000rpm)	dB	1,2	3~200	≤61	≤63	≤65	≤68	≤70	≤72

减速机转动惯量

规格		级 数	减 速 比[1]	ABR042	ABR060	ABR090	ABR115	ABR142	ABR180
转动惯量 J_1	kg・cm²	1	3~10	0.09	0.35	2.25	6.84	23.4	68.9
			14	–	0.07	1.87	6.25	21.8	65.6
			20	–	0.07	1.87	6.25	21.8	65.6
		2	15~100	0.09	0.09	0.35	2.25	6.84	23.4
			120~200	–	–	0.31	1.87	6.25	21.8

1. 减速比(**$i=N_{in}/N_{out}$**)

2. 输出转数 **100 rpm** 时，作用于输出轴中心位置。

* 连续运转降低使用寿命二分之一。

外形尺寸图表 / OUTLINE DIMENSION SHEET

ABR-042-L1

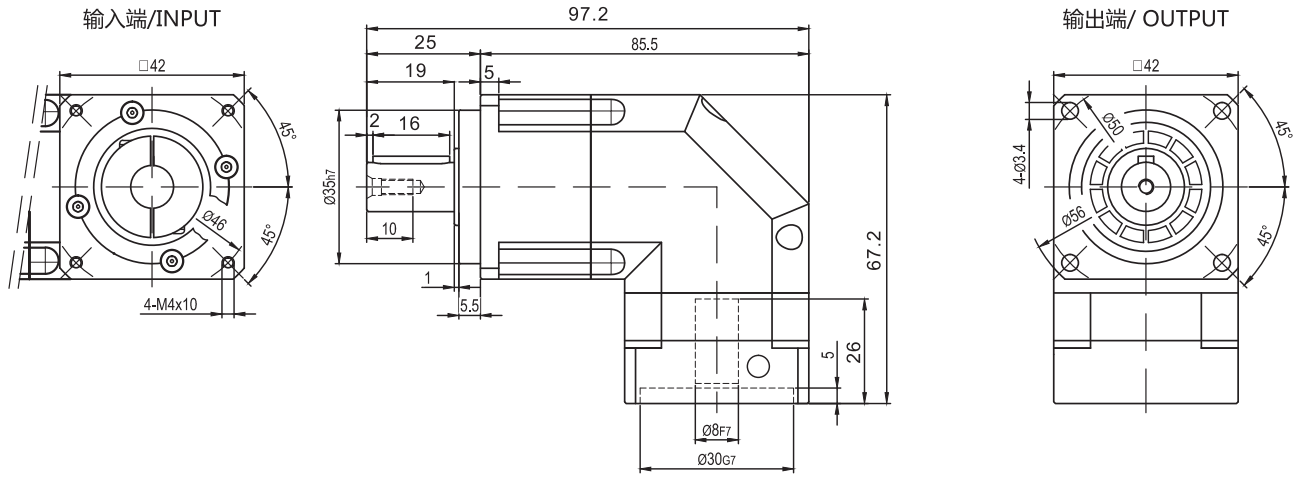

ABR-042-L2

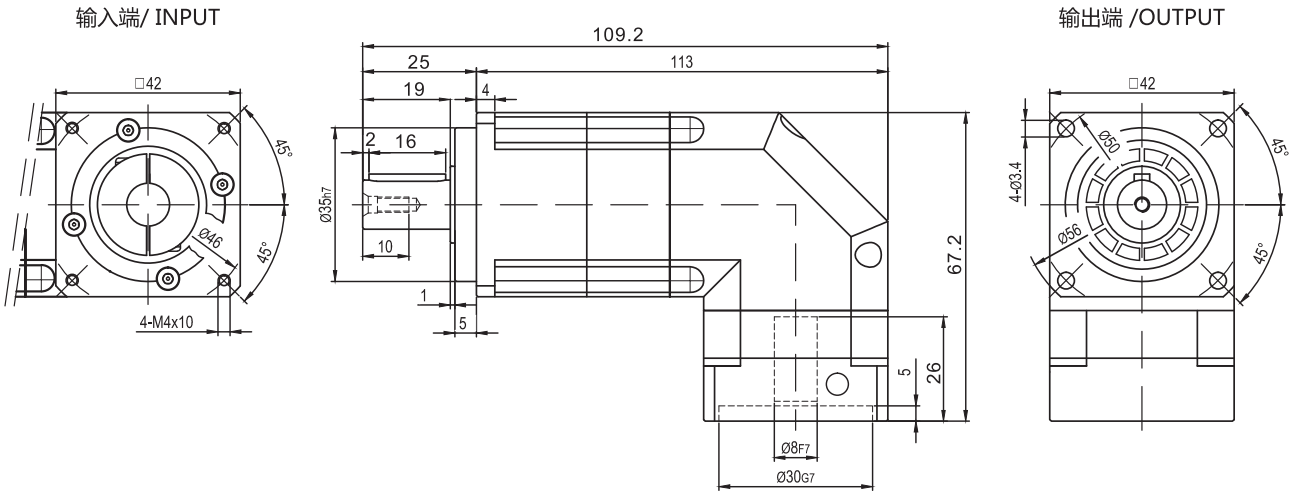

输出轴径/Output Diameter

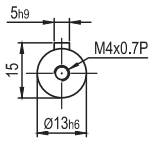

轴型式

*输入马达连接板之尺寸,可根据客户要求单独定做。
*The input motor specific dimensions could be customised.

外形尺寸图表 / OUTLINE DIMENSION SHEET

ABR-060-L1

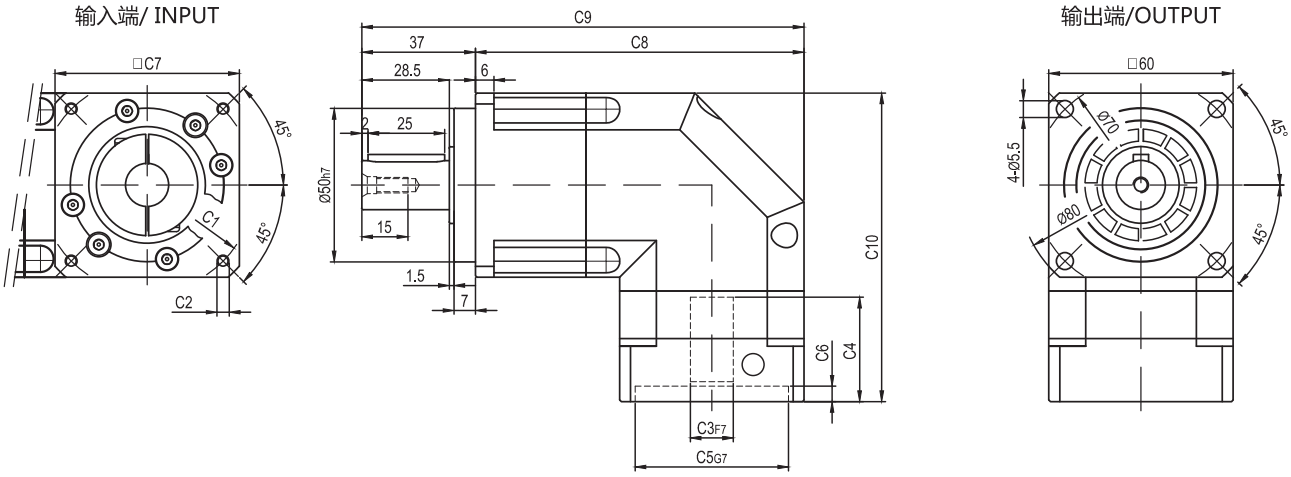

ABR-060-L2

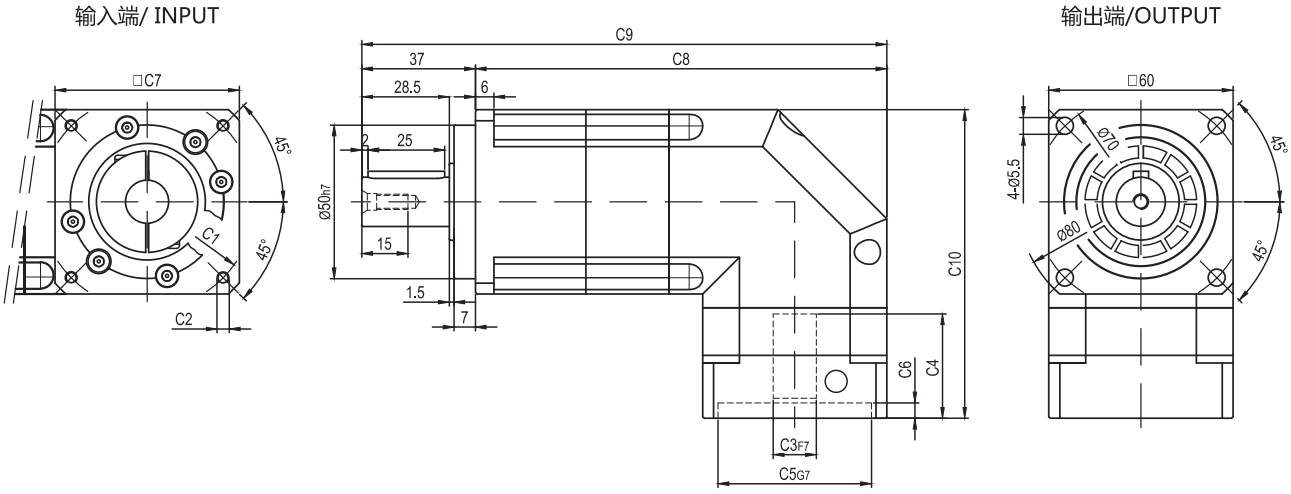

输出轴径/Output Diameter

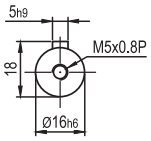

轴型式

尺寸	C1	C2	C3	C4	C5	C6	C7	C8	C9	C10
ABR-060-L1	Ø70	4-M4x10 , 4-M5x12	Ø11,Ø14	34	Ø50	5	60	107	144	100.5
	Ø90	4-M5x12 , 4-M6x12	Ø19	44	Ø70	5	80	117	154	110.5
ABR-060-L2	Ø70	4-M4x10 , 4-M5x12	Ø11,Ø14	34	Ø50	5	60	134	171	100.5

* C1~C7是公制标准马达连接板之尺寸,可根据客户要求单独定做。
* C1~C7are motor(metric standard) specific dimensions, which could be customised。

外形尺寸图表 / OUTLINE DIMENSION SHEET

ABR-090-L1

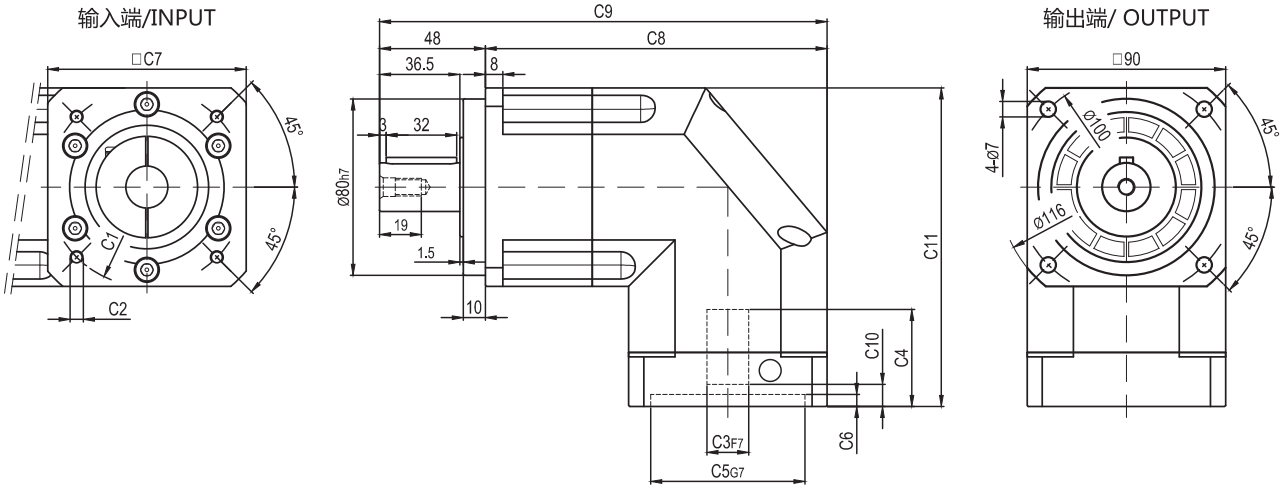

ABR-090-L2

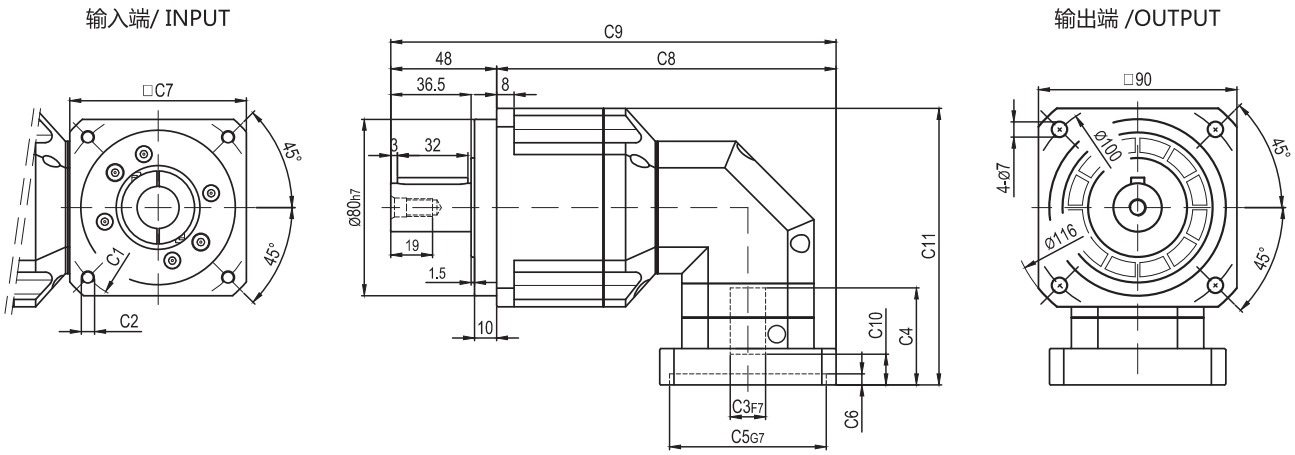

输出轴径/Output Diameter

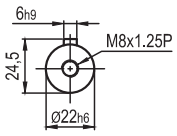

轴型式

尺寸	C1	C2	C3	C4	C5	C6	C7	C8	C9	C10	C11
ABR-090-L1	Ø90	4-M5x12 , 4-M6x12	Ø19	44	Ø70	6	90	155	203	9	142
	Ø100	4-M6x12	Ø16	44	Ø80	5	90	155	203	8	142
	Ø115	4-M8x20	Ø19,Ø22	50	Ø95	8	100	160	208	14	148
	Ø115	4-M8x25	Ø19,Ø22	57	Ø95	8	100	160	208	21	155
	Ø145	4-M8x25	Ø19,Ø22,Ø24	60	Ø110	11	130	175	223	24	158
ABR-090-L2	Ø70	4-M4x10 , 4-M5x12	Ø11,Ø14	34	Ø50	5	60	144	192	5.5	115.5
	Ø90	4-M5x12 , 4-M6x12	Ø19	44	Ø70	5	80	154	202	16.5	125.5
	Ø100	4-M6x12	Ø16	38.5	Ø80	5	86	157	205	10	120

* C1~C7是公制标准马达连接板之尺寸,可根据客户要求单独定做。
* C1~C7are motor(metric standard) specific dimensions, which could be customised。

外形尺寸图表 / OUTLINE DIMENSION SHEET

ABR-115-L1

输入端/ INPUT

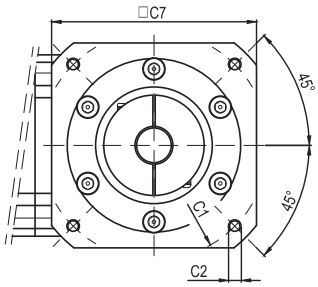

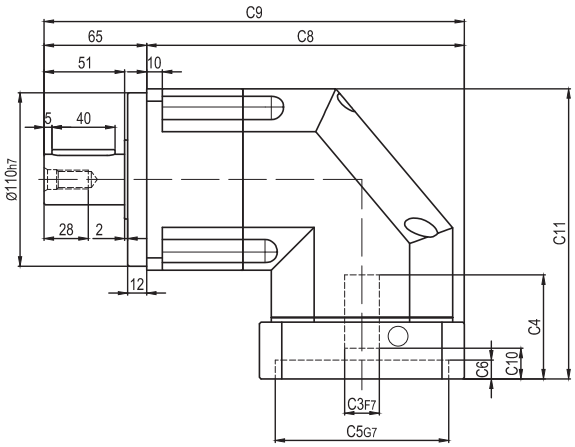

输出端/OUTPUT

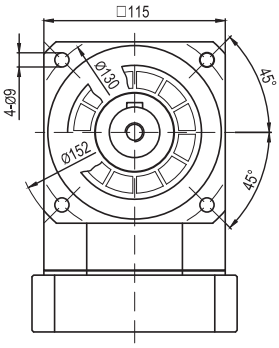

ABR-115-L2

输入端/ INPUT

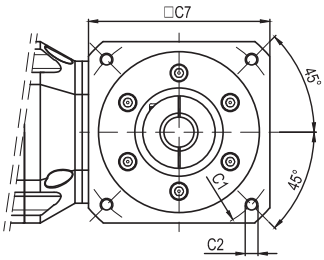

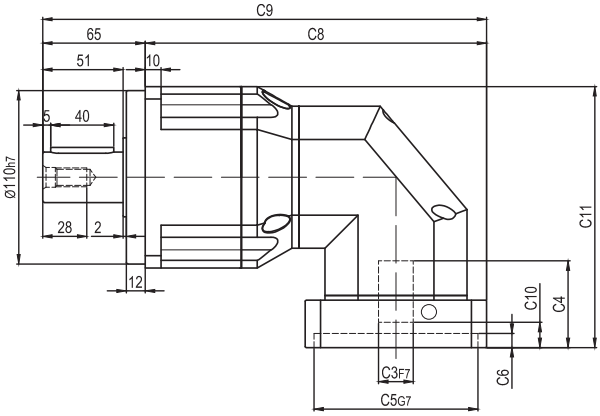

输出端/OUTPUT

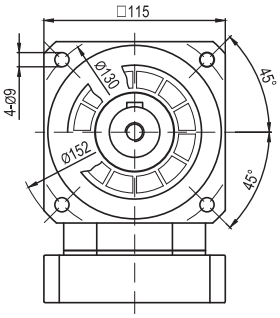

输出轴径/Output Diameter

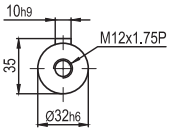

轴型式

尺寸	C1	C2	C3	C4	C5	C6	C7	C8	C9	C10	C11
ABR-115-L1	Ø145	4-M8x25	Ø19,Ø22,Ø24	66	Ø110	14	130	201.5	266.5	19.5	184
	Ø200	4-M12x28	Ø35	81	Ø114.3	21	180	226.5	291.5	35.5	199
ABR-115-L2	Ø90	4-M5x12 , 4-M6x12	Ø19	44	Ø70	6	90	204	269	9	154.5
	Ø100	4-M6x12	Ø16	44	Ø80	5	90	204	269	8	154.5
	Ø115	4-M8x20	Ø19,Ø22	50	Ø95	8	100	209	274	14	160.5
	Ø115	4-M8x25	Ø19,Ø22	57	Ø95	8	100	209	274	21	167.5
	Ø145	4-M8x25	Ø19,Ø22,Ø24	60	Ø110	11	130	224	289	24	170.5

* C1~C7是公制标准马达连接板之尺寸,可根据客户要求单独定做。
* C1~C7are motor(metric standard) specific dimensions, which could be customised。

外形尺寸图表 / OUTLINE DIMENSION SHEET

ABR-142-L1

输入端/INPUT

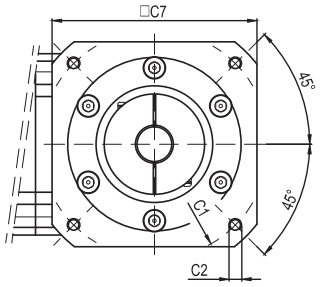

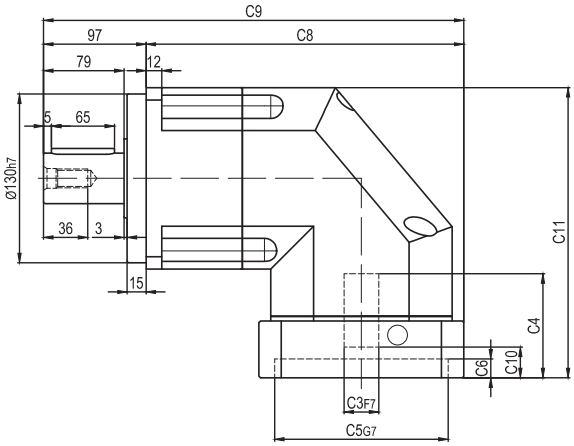

输出端/ OUTPUT

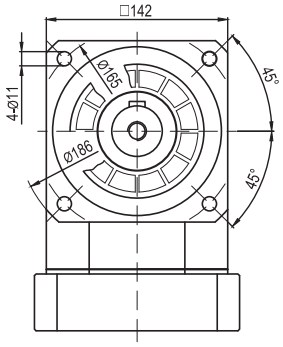

ABR-142-L2

输入端/ INPUT

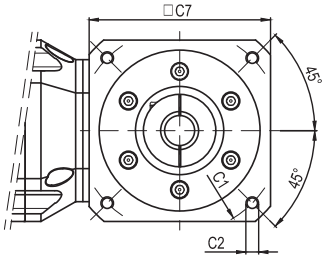

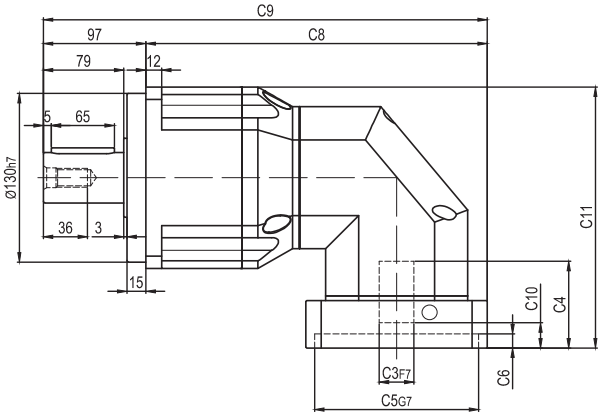

输出端 /OUTPUT

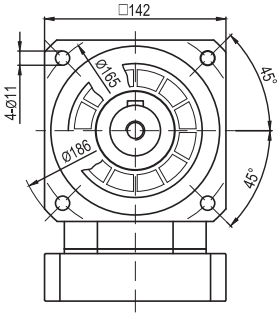

输出轴径/Output Diameter

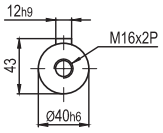

轴型式

尺寸	C1	C2	C3	C4	C5	C6	C7	C8	C9	C10	C11
ABR-142-L1	Ø145	4-M8x25	Ø22,Ø24	83	Ø110	11	142	236	333	19.5	228
	Ø200	4-M12x30	Ø35	85	Ø114.3	15	180	255	352	21.5	230
ABR-142-L2	Ø145	4-M8x25	Ø19,Ø22,Ø24	66	Ø110	14	130	256.5	353.5	19.5	197.5
	Ø200	4-M12x28	Ø35	81	Ø114.3	21	180	281.5	378.5	35.5	212.5

* C1~C7是公制标准马达连接板之尺寸,可根据客户要求单独定做。
* C1~C7are motor(metric standard) specific dimensions, which could be customised。

外形尺寸图表 / OUTLINE DIMENSION SHEET

ABR-180-L1

输入端/ INPUT

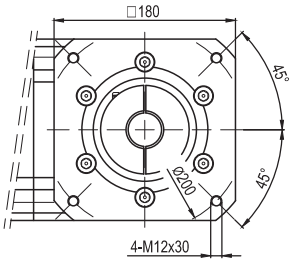

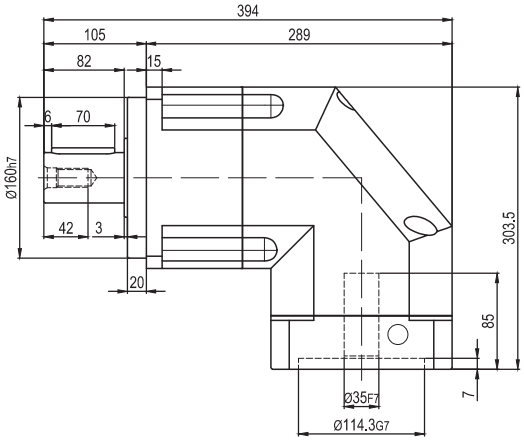

输出端/OUTPUT

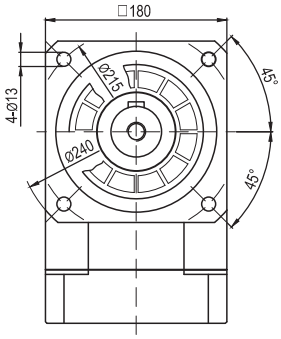

ABR-180-L2

输入端/ INPUT

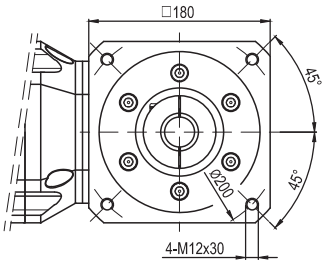

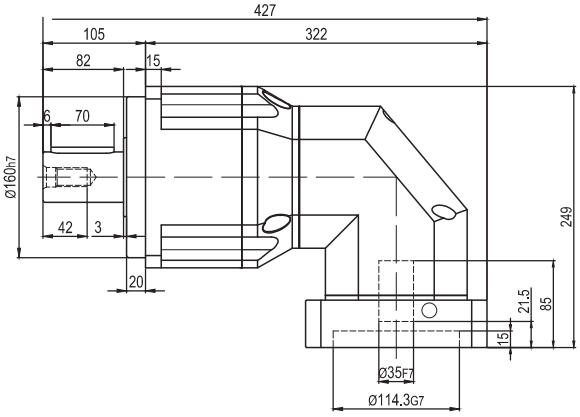

输出端/OUTPUT

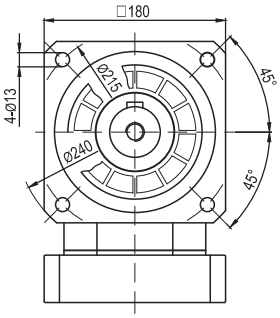

输出轴径/Output Diameter

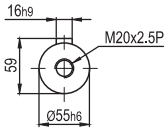

轴型式

*输入马达连接板之尺寸,可根据客户要求单独定做。
*The input motor specific dimensions could be customised.

AD系列

型号说明 / MODEL ILLUMINATE

AD090 – 10 – S□ / 马达

减速机型式：
AD064/AD090/AD110
AD140

背隙： S1：精密背隙
S2：标准背隙

减速比：单级(L1)：4, 5, 7, 8, 10
双级(L2)：20, 25, 35, 40, 50, 70, 100

马达型号：
马达制造及型号

选用范例: AD090-10-S□/MHMD-082G1U

减速机性能资料 / GEAR BOX PERFORMANCE INFORMATION

规格		级 数	减 速 比[1]	AD064	AD090	AD110	AD140
额定输出力矩 T_{2N}	Nm	1	4	48	130	270	560
			5	60	160	330	650
			7	35	140	300	550
			8	35	120	260	500
			10	23	48	140	370
		2	20	48	130	270	560
			25	60	160	330	650
			35	60	160	330	650
			40	60	160	330	650
			50	60	160	330	650
			70	35	140	300	550
			100	23	48	140	370
最大输出力矩 T_{2B}	Nm	1,2	4~100	3 倍额定输出力矩			
额定输入转速 n_1	rpm	1,2	4~100	5,000	4,000	4,000	3,000
最大输入转速 n_{1B}	rpm	1,2	4~100	10,000	8,000	8,000	6,000
精密背隙 S1	arcmin	1	4~10	≤3	≤3	≤3	≤3
		2	20~100	≤5	≤5	≤5	≤5
标准背隙 S2	arcmin	1	4~10	≤5	≤5	≤5	≤5
		2	20~100	≤7	≤7	≤7	≤7
扭转刚性	Nm/arcmin	1,2	4~100	13	31	82	151
最大弯曲力矩 M_{2KB}[2]	Nm	1,2	4~100	125	235	430	1,300
容许轴向力 F_{2B}[2]	N	1,2	4~100	2,110	2,310	4,800	6,200
使用寿命	hr	1,2	4~100	30,000*			
效率 η	%	1	4~10	≥97%			
		2	20~100	≥94%			
重量	kg	1	4~10	1.2	3.0	5.6	11.9
		2	20~100	1.6	3.7	7.3	15.9
使用温度	°C	1,2	4~100	-10°C~+90°C			
润滑		1,2	4~100	合成润滑油脂			
防护等级		1,2	4~100	IP65			
安装方向		1,2	4~100	任意方向			
噪音值 (n_1=3000rpm)	dB	1,2	4~100	≤58	≤60	≤63	≤65

减速机转动惯量

规格		级 数	减 速 比[1]	AD064	AD090	AD110	AD140
转动惯量 J_1	kg・cm²	1	4	0.14	0.51	2.87	7.54
			5	0.13	0.47	2.71	7.42
			7	0.13	0.45	2.62	7.14
			8	0.13	0.45	2.62	7.14
			10	0.13	0.44	2.57	7.03
		2	20	0.03	0.13	0.47	2.71
			25	0.03	0.13	0.47	2.71
			35	0.03	0.13	0.47	2.71
			40	0.03	0.13	0.44	2.57
			50	0.03	0.13	0.44	2.57
			70	0.03	0.13	0.44	2.57
			100	0.03	0.13	0.44	2.57

1. 减速比(**$i=N_{in}/N_{out}$**)

2. 输出转数 **100 rpm**时，作用于输出法兰位置。

* 连续运转降低使用寿命二分之一。

外形尺寸图表 / OUTLINE DIMENSION SHEET

AD-064-L1

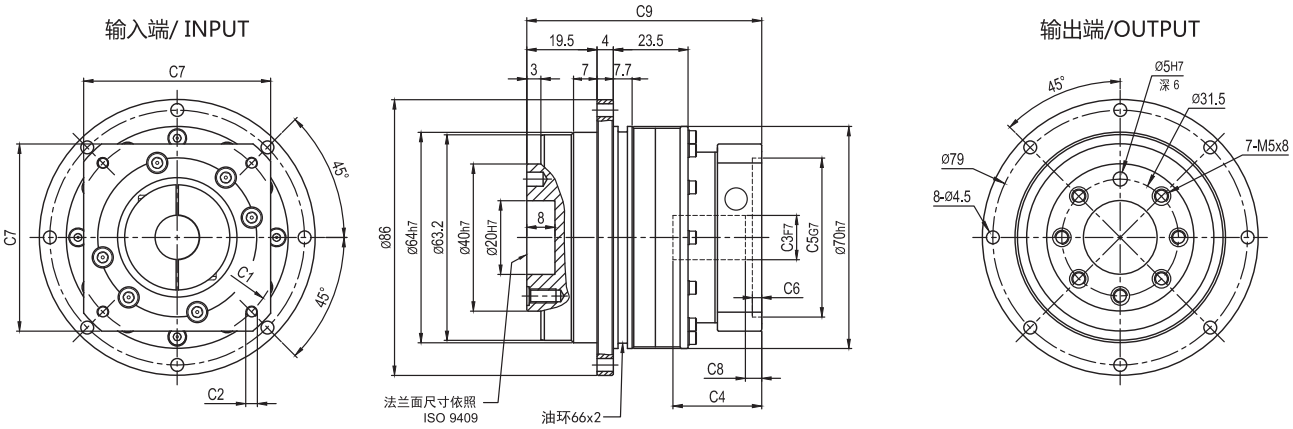

AD-064-L2

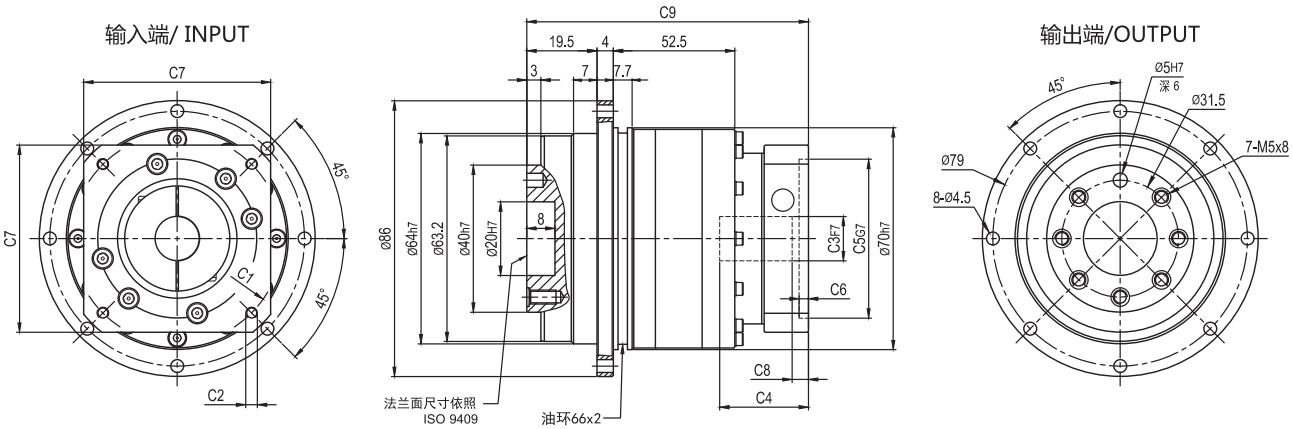

尺寸	C1	C2	C3	C4	C5	C6	C7	C8	C9
AD-064-L1	Ø70	4-M4x10 , 4-M5x12	Ø11,Ø14	35	Ø50	5	60	7.5	82.5
AD-064-L2									108

* C1~C7是公制标准马达连接板之尺寸，可根据客户要求单独定做。
* C1~C7 are motor (metric standard)specific dimensions, which could be customised。

外形尺寸图表 / OUTLINE DIMENSION SHEET

AD-090-L1

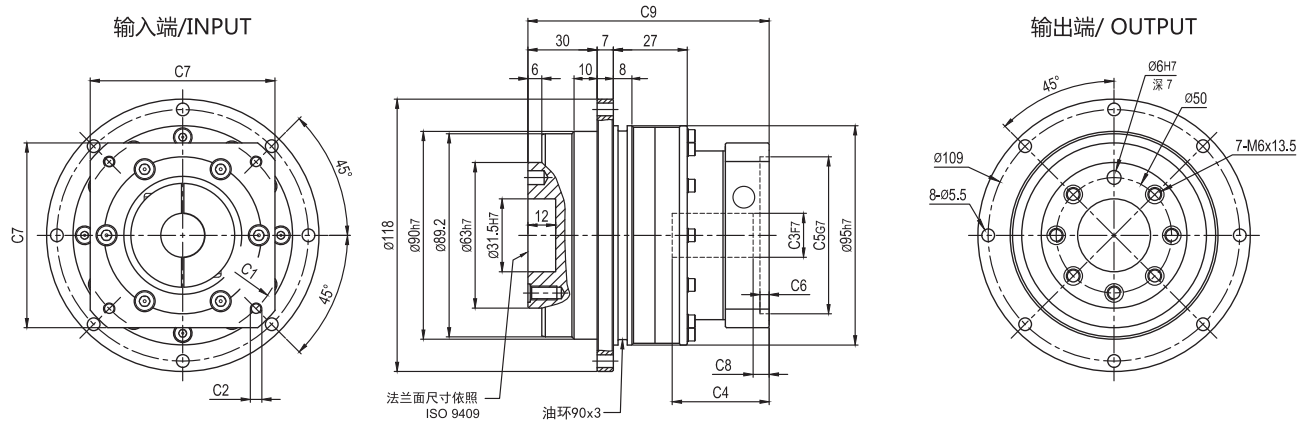

AD-090-L2

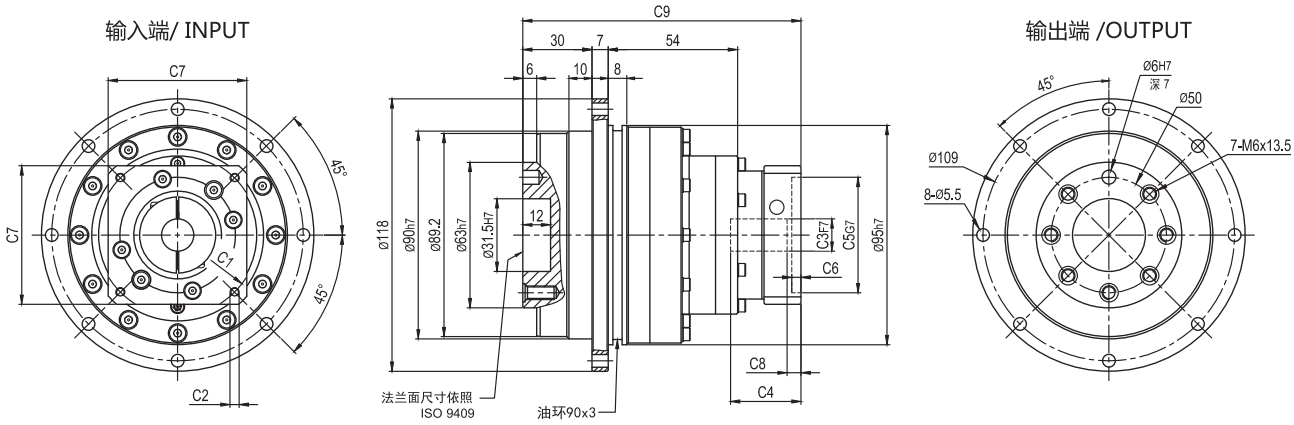

尺寸	C1	C2	C3	C4	C5	C6	C7	C8	C9
AD-090-L1	Ø90	4-M5x12 , 4-M6x12	Ø19	47	Ø70	7	80	8.5	104.5
	Ø145	4-M8x25	Ø19,Ø22,Ø24	60	Ø110	11	130	20.5	117.5
AD-090-L2	Ø70	4-M4x10 , 4-M5x12	Ø11,Ø14	34.5	Ø50	5	60	7	122.5

* C1~C7是公制标准马达连接板之尺寸,可根据客户要求单独定做。
* C1~C7 are motor (metric standard)specific dimensions, which could be customised。

外形尺寸图表 / OUTLINE DIMENSION SHEET

AD-110-L1

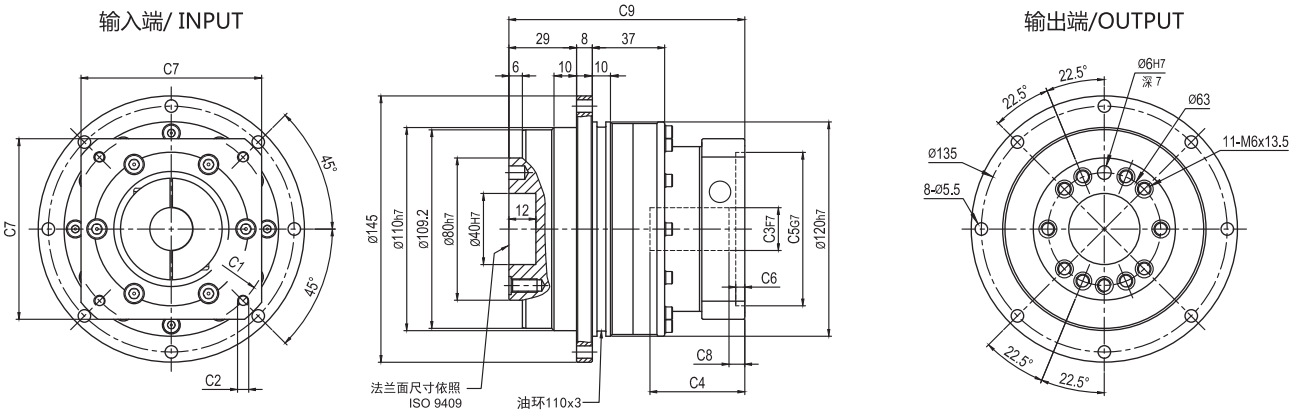

AD-110-L2

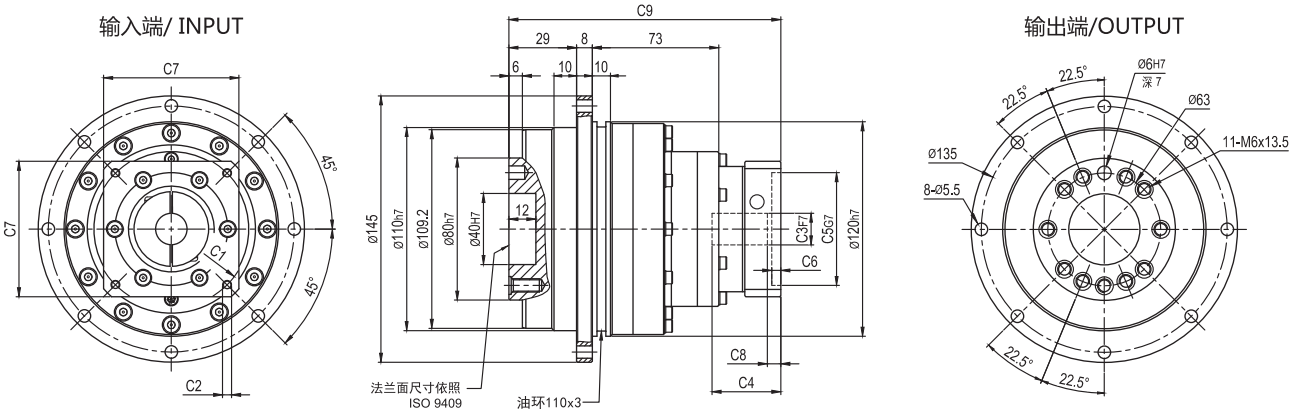

尺寸	C1	C2	C3	C4	C5	C6	C7	C8	C9
AD-110-L1	Ø145	4-M8x25	Ø19,Ø22,Ø24	64	Ø110	11	130	19	135
AD-110-L2	Ø90	4-M5x12 , 4-M6x12	Ø19	47	Ø70	7	80	8.5	149.5
	Ø145	4-M8x25	Ø19,Ø22,Ø24	60	Ø110	11	130	20.5	162.5

* C1~C7是公制标准马达连接板之尺寸,可根据客户要求单独定做。
* C1~C7 are motor (metric standard)specific dimensions, which could be customised。

外形尺寸图表 / OUTLINE DIMENSION SHEET

AD-140-L1

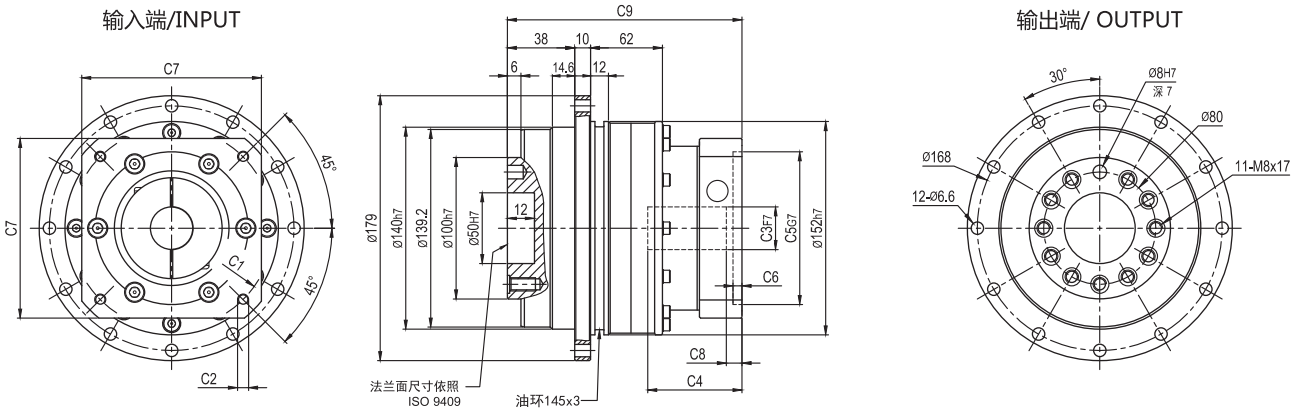

AD-140-L2

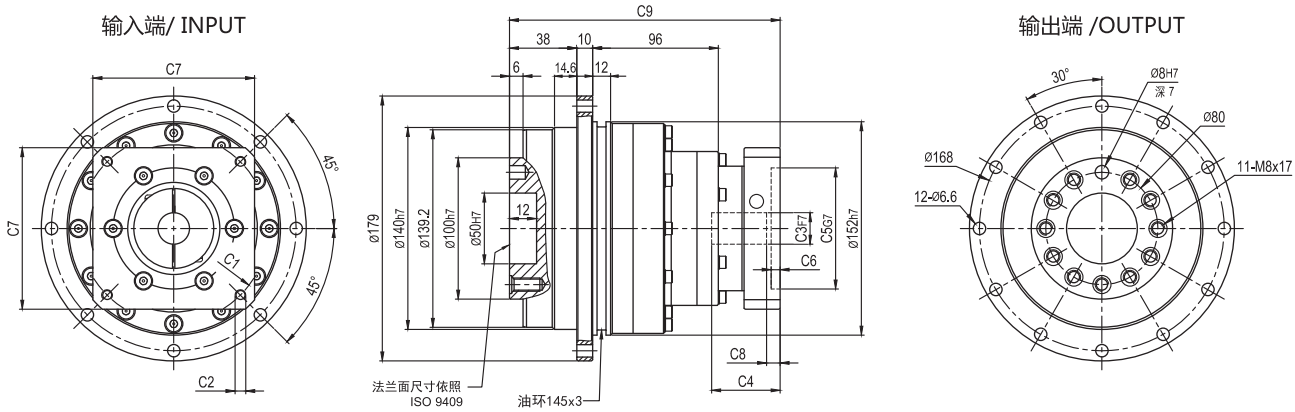

尺寸	C1	C2	C3	C4	C5	C6	C7	C8	C9
AD-140-L1	Ø145	4-M8x25	Ø22,Ø24	75	Ø110	11	130	19	164
	Ø200	4-M12x30	Ø35	83	Ø114.3	8	180	27	172
AD-140-L2	Ø145	4-M8x25	Ø19,Ø22,Ø24	64	Ø110	11	130	19	205.5

* C1~C7是公制标准马达连接板之尺寸,可根据客户要求单独定做。
* C1~C7 are motor (metric standard)specific dimensions, which could be customised。

型号说明 / MODEL ILLUMINATE

ADR
SERIES

ADR090 – 10 – S□ / 马达

减速机型式：
ADR064/ADR090
ADR110

背隙： S1：精密背隙
S2：标准背隙

减速比：单级(L1)：4, 5, 7, 8, 10, 14, 20
双级(L2)：20, 25, 35, 40, 50, 70, 100, 140, 200

马达型号：
马达制造及型号

选用范例: AD090-10-S2/MHMD-082G1U

减速机性能资料/ GEAR BOX PERFORMANCE INFORMATION

规格		级 数	减 速 比[1]	ADR047	ADR064	ADR090	ADR110	ADR140	ADR200
额定输出力矩 T_{2N}	Nm	1	4	19	48	130	270	560	1,100
			5	22	60	160	330	650	1,200
			7	19	35	140	300	550	1,100
			8	17	35	120	260	500	1,000
			10	14	23	48	140	370	520
			14	-	35	140	300	550	1,100
			20	-	23	48	140	370	520
		2	20	19	48	130	270	560	1,100
			25	22	60	160	330	650	1,200
			35	22	60	160	330	650	1,200
			40	22	60	160	330	650	1,200
			50	22	60	160	330	650	1,200
			70	22	60	160	330	650	1,200
			100	22	60	160	330	650	1,200
			140	-	-	140	300	550	1,100
			200	-	-	48	140	370	520
最大输出力矩 T_{2B}	Nm	1,2	4~200	3 倍额定输出力矩					
额定输入转速 n_1	rpm	1,2	4~200	5,000	5,000	4,000	4,000	3,000	3,000
最大输入转速 n_{1B}	rpm	1,2	4~200	10,000	10,000	8,000	8,000	6,000	6,000
精密背隙 S1	arcmin	1	4~20	≤4	≤4	≤4	≤4	≤4	≤4
		2	20~200	≤7	≤7	≤7	≤7	≤7	≤7
标准背隙 S2	arcmin	1	4~20	≤6	≤6	≤6	≤6	≤6	≤6
		2	20~200	≤9	≤9	≤9	≤9	≤9	≤9
扭转刚性	Nm/arcmin	1,2	4~200	7	13	31	82	151	440
最大弯曲力矩 M_{2KB}[2]	Nm	1,2	4~200	42.5	125	235	430	1,300	3,064
容许轴向力 F_{2B}[2]	N	1,2	4~200	1,080	2,110	2,310	4,800	6,200	5,450
使用寿命	hr	1,2	4~200	30,000*					
效率 η	%	1	4~20	≥95%					
		2	20~200	≥92%					
重量	kg	1	4~20	1.1	2.1	5.9	10.5	21.9	50.9
		2	20~200	1.4	1.9	4.5	9.8	20.1	45.4
使用温度	°C	1,2	4~200	-10°C~+90°C					
润滑		1,2	4~200	合成润滑油脂					
防护等级		1,2	4~200	IP65					
安装方向		1,2	4~200	任意方向					
噪音值 (n_1=3000rpm)	dB	1,2	4~200	≤61	≤63	≤65	≤68	≤70	≤72

减速机转动惯量

规格		级 数	减 速 比[1]	ADR047	ADR064	ADR090	ADR110	ADR140	ADR200
转动惯量 J_1	kg・cm²	1	4~10	0.09	0.35	2.25	6.84	23.4	68.9
			14	–	0.07	1.87	6.25	21.8	65.6
			20	–	0.07	1.87	6.25	21.8	65.6
		2	20~100	0.09	0.09	0.35	2.25	6.84	23.4
			140~200	–	–	0.31	1.87	6.25	21.8

1. 减速比(**$i=N_{in}/N_{out}$**)

2. 输出转数 **100 rpm** 时， 作用于输出轴中心位置。

* 连续运转降低使用寿命二分之一。

外形尺寸图表 / OUTLINE DIMENSION SHEET

ADR-064-L1

输入端/ INPUT

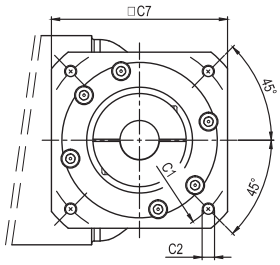

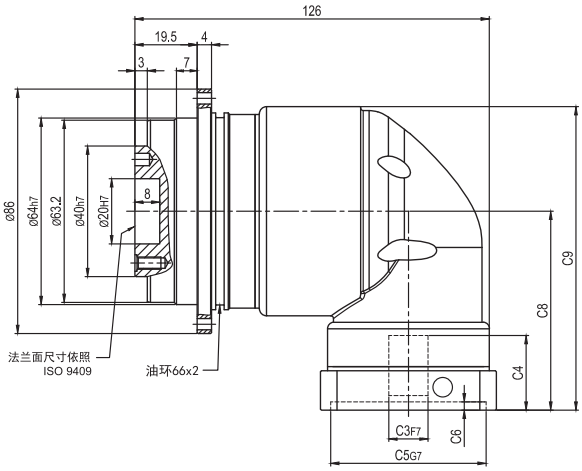

输出端/OUTPUT

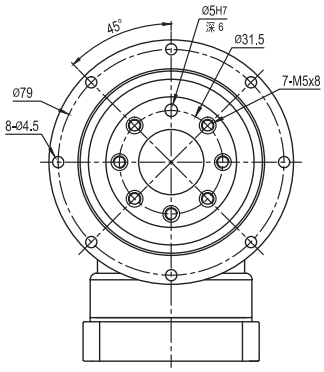

ADR-064-L2

输入端/ INPUT

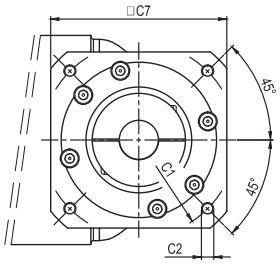

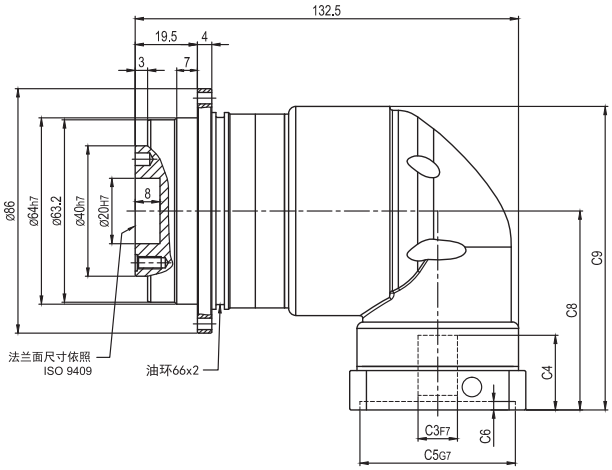

输出端/OUTPUT

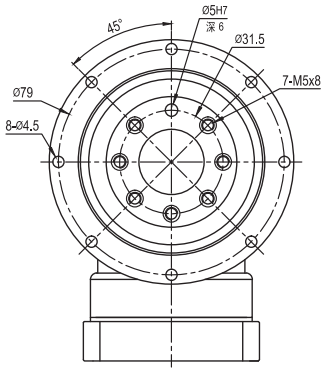

尺寸	C1	C2	C3	C4	C5	C6	C7	C8	C9
ADR-064-L1	Ø70	4-M4x10 , 4-M5x12	Ø11,Ø14	34	Ø50	5	60	81.5	116.5
ADR-064-L2	Ø46	4-M4x10	Ø8	34	Ø30	5	60	81.5	116.5
	Ø70	4-M4x10 , 4-M5x12	Ø11,Ø14	34	Ø50	5	60	81.5	116.5

* C1~C7是公制标准马达连接板之尺寸，可根据客户要求单独定做。
* C1~C7 are motor (metric standard)specific dimensions, which could be customised。

外形尺寸图表 / OUTLINE DIMENSION SHEET

ADR-090-L1

输入端/INPUT

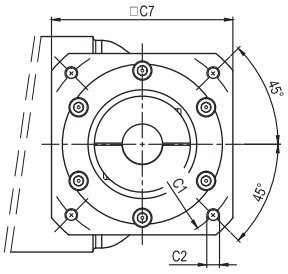

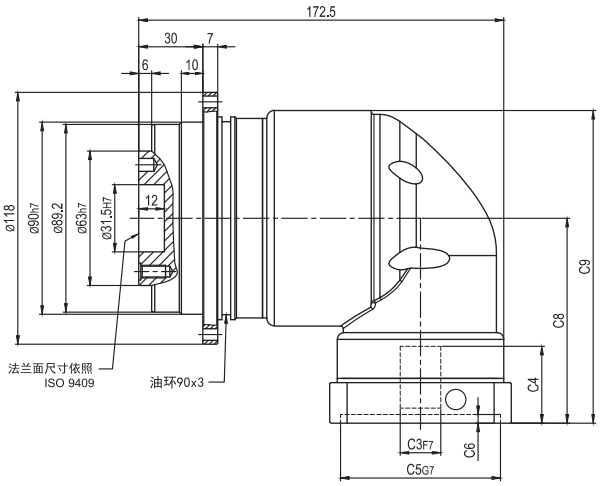

输出端/ OUTPUT

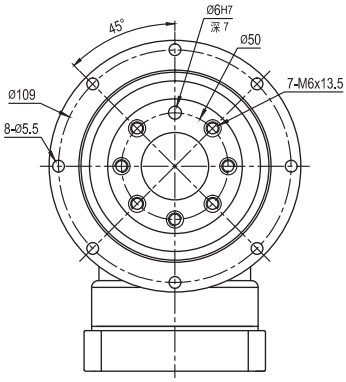

ADR-090-L2

输入端/ INPUT

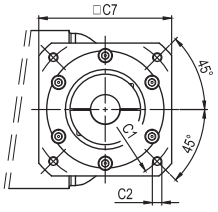

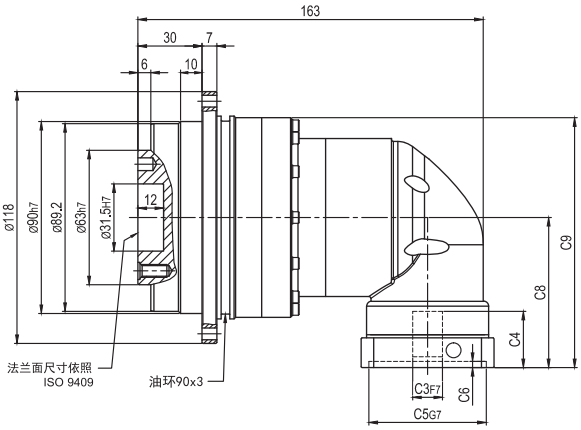

输出端 /OUTPUT

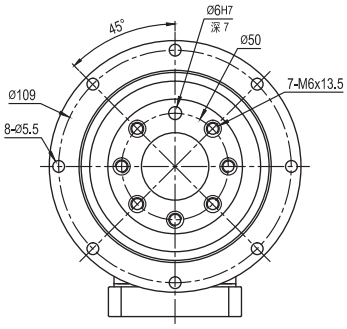

尺寸	C1	C2	C3	C4	C5	C6	C7	C8	C9
ADR-090-L1	Ø90	4-M5x12 , 4-M6x14	Ø19	44	Ø70	7	80	111.5	163.5
	Ø100	4-M6x14	Ø16	44	Ø80	7	86	111.5	163.5
ADR-090-L2	Ø70	4-M4x10 , 4-M5x12	Ø11,Ø14	34	Ø50	5	60	85.5	132.25

* C1~C7是公制标准马达连接板之尺寸,可根据客户要求单独定做。
* C1~C7 are motor (metric standard)specific dimensions, which could be customised。

外形尺寸图表 / OUTLINE DIMENSION SHEET

ADR-110-L1

输入端/ INPUT

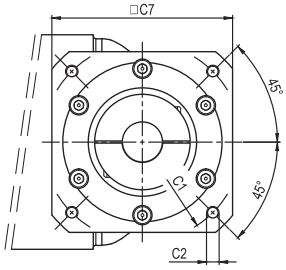

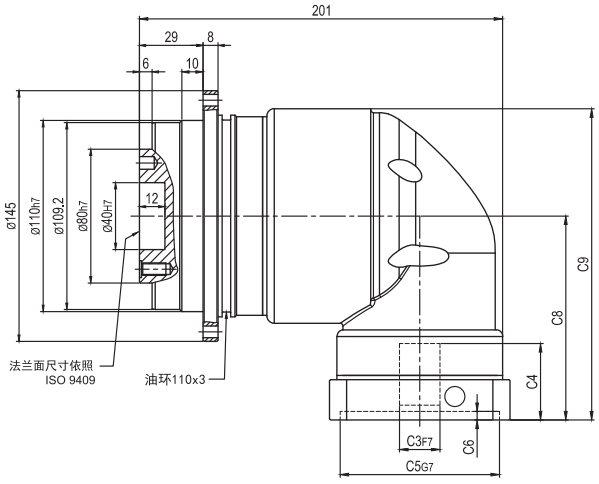

输出端/OUTPUT

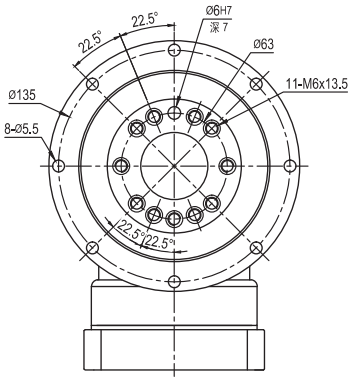

ADR-110-L2

输入端/ INPUT

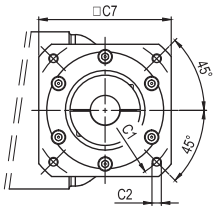

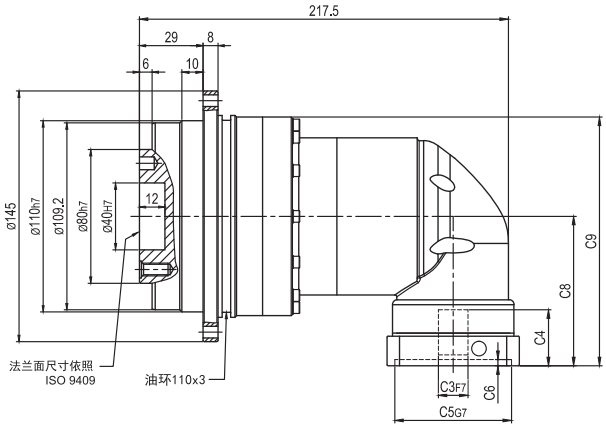

输出端/OUTPUT

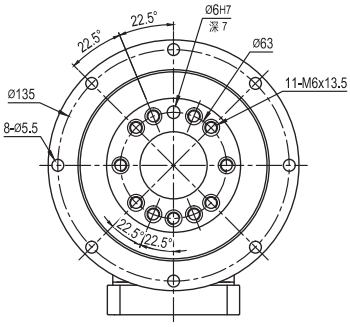

尺寸	C1	C2	C3	C4	C5	C6	C7	C8	C9
ADR-110-L1	Ø145	4-M8x25	Ø19,Ø22,Ø24	60	Ø110	8	130	144	209
ADR-110-L2	Ø90	4-M5x12 , 4-M6x14	Ø19	44	Ø70	7	80	111.5	170.5
	Ø100	4-M6x14	Ø16	44	Ø80	7	86	111.5	170.5

* C1~C7是公制标准马达连接板之尺寸，可根据客户要求单独定做。
* C1~C7 are motor (metric standard)specific dimensions, which could be customised。

外形尺寸图表 / OUTLINE DIMENSION SHEET

ADR-140-L1

输入端/INPUT

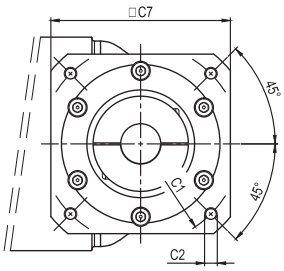

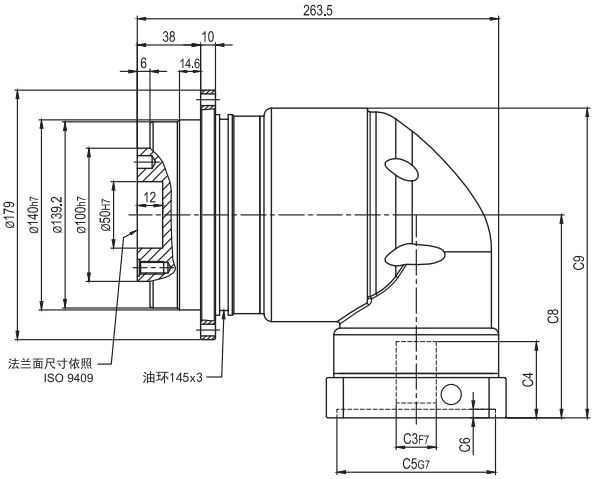

输出端/ OUTPUT

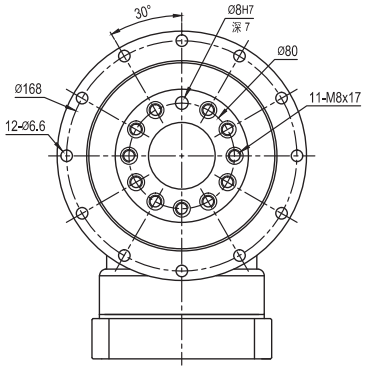

ADR-140-L2

输入端/ INPUT

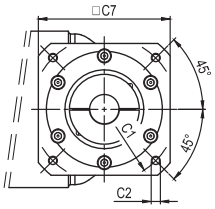

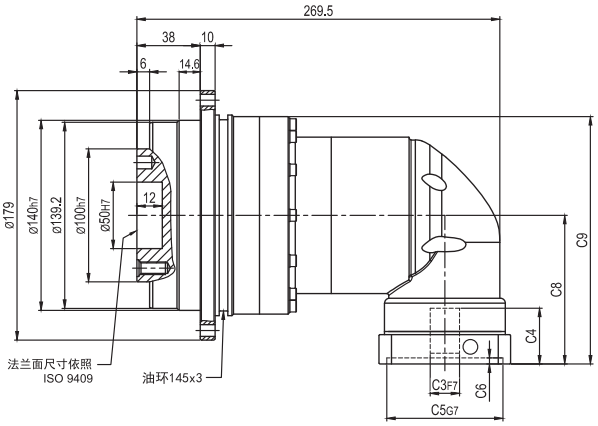

输出端 /OUTPUT

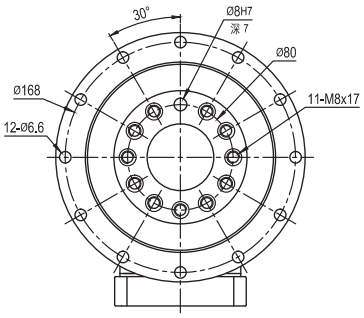

尺寸	C1	C2	C3	C4	C5	C6	C7	C8	C9
ADR-140-L1	Ø145	4-M8x25	Ø22,Ø24	60	Ø110	8	130	164.5	245.5
	Ø165	4-M10x25	Ø28	60	Ø130	6	142	164.5	245.5
ADR-140-L2	Ø145	4-M8x25	Ø19,Ø22,Ø24	60	Ø110	8	130	144	219

* C1~C7是公制标准马达连接板之尺寸,可根据客户要求单独定做。
* C1~C7 are motor (metric standard)specific dimensions, which could be customised。

外形尺寸图表 / OUTLINE DIMENSION SHEET

ADR-200-L1

输入端/ INPUT

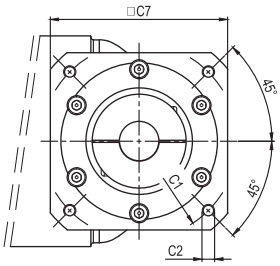

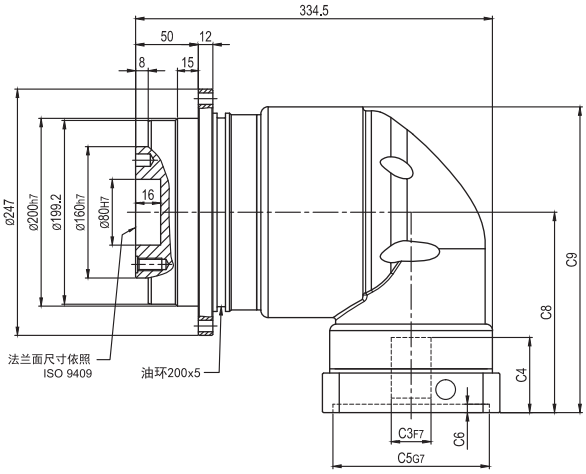

输出端/OUTPUT

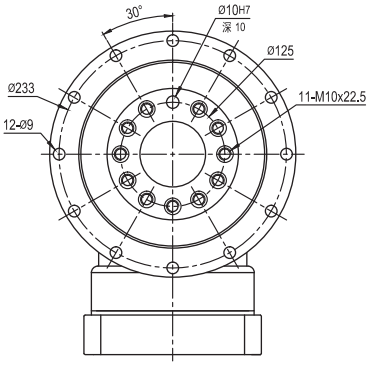

ADR-200-L2

输入端/ INPUT

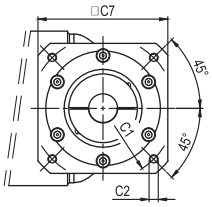

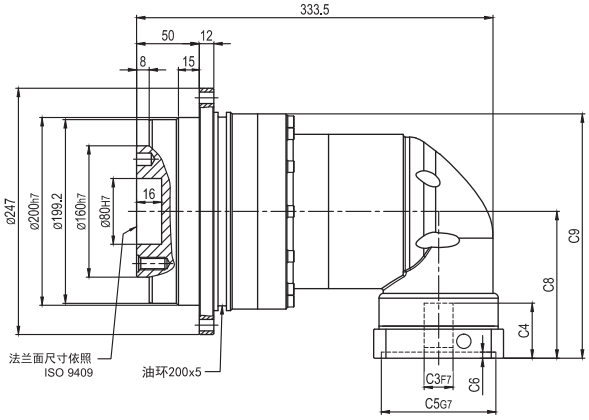

输出端/OUTPUT

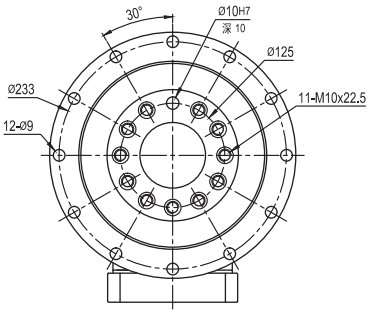

尺寸	C1	C2	C3	C4	C5	C6	C7	C8	C9
ADR-200-L1	Ø200	4-M12x28	Ø35	85	Ø114.3	6	180	213.5	316
	Ø215	4-M12x28	Ø38	85	Ø180	6	190	213.5	316
ADR-200-L2	Ø165	4-M10x25	Ø28	60	Ø130	6	142	164.5	269.5
	Ø200	4-M12x28	Ø35	85	Ø114.3	6	180	189.5	294.5

* C1~C7是公制标准马达连接板之尺寸,可根据客户要求单独定做。
* C1~C7 are motor (metric standard)specific dimensions, which could be customised。

AF系列

型号说明 / MODEL ILLUMINATE

AF090 – 10 – S2 – 马达

减速机型式：
AF060/AF090
AF115/AF142/AF180/AF220

背隙：S2：标准背隙

马达型号:
马达制造及型号

减速比: 单级(L1): 3, 4, 5, 7, 8, 10
双级(L2): 15, 20, 25 30, 35, 40, 50, 70, 80, 100

选用范例: AF090-10-S2 / MHMD-082G1U

减速机性能资料 / GEAR BOX PERFORMANCE INFORMATION

规格		级 数	减速比[1]	AF060	AF090	AF115	AF142	AF220
额定输出力矩T_{2N}	Nm	1	3	55	130	208	342	1,140
			4	50	140	290	542	1,700
			5	60	160	330	650	2,000
			7	35	140	300	550	1,800
			8	35	120	260	500	1,600
			10	23	48	140	370	1,220
		2	15	55	130	208	342	1,140
			20	50	140	290	542	1,700
			25	60	160	330	650	2,000
			30	60	160	330	650	2,000
			35	60	160	330	650	2,000
			40	60	160	330	650	2,000
			50	60	160	330	650	2,000
			70	35	140	300	550	1,800
			80	35	120	260	500	1,600
			100	23	48	140	370	1,220
最大输出力矩T_{2B}	Nm	1,2	3~100	3倍额定输出力矩				
额定输入转速n_1	rpm	1,2	3~100	5,000	4,000	4,000	3,000	2,000
最大输入转速n_{1B}	rpm	1,2	3~100	10,000	8,000	8,000	6,000	4,000
背隙 S2	arcmin	1	3~10	≤5	≤5	≤5	≤5	≤5
		2	12~100	≤9	≤9	≤9	≤9	≤9
扭转刚性	Nm/arcmin	1,2	3~100	7	14	25	50	225
容许径向力F_{2rB}[2]	N	1,2	3~100	1,530	3,250	6,700	9,400	50,000
容许轴向力F_{2a1B}[2]	N	1,2	3~100	630	1,300	3,000	4,000	35,000
容许轴向力F_{2a2B}[2]	N	1,2	3~100	765	1,625	3,350	4,700	25,000
使用寿命	hr	1,2	3~100	20,000＊				
效率 η	%	1	3~10	≥97%				
		2	12~100	≥94%				
重量	kg	1	3~10	1.3	3.7	7.8	14.5	48
		2	12~100	1.9	4.1	9	17.5	60
使用温度	°C	1,2	3~100	-10°C~+90°C				
润滑		1,2	3~100	合成润滑油脂				
防护等级		1,2	3~100	IP65				
安装方向		1,2	3~100	任意方向				
噪音值(n_1=3000rpm)	dB	1,2	3~100	≤58	≤60	≤63	≤65	≤70

减速机转动惯量

规格		级 数	减速比[1]	AF060	AF090	AF115	AF142	AF220
转动惯量 J_1	kg・cm²	1	3	0.16	0.61	3.25	9.21	69.61
			4	0.14	0.48	2.74	7.54	54.37
			5	0.13	0.47	2.71	7.42	53.27
			7	0.13	0.45	2.62	7.14	50.97
			8	0.13	0.44	2.58	7.07	50.84
			10	0.13	0.44	2.57	7.03	50.56
		2	15	0.03	0.13	0.47	2.71	23.29
			20	0.03	0.13	0.47	2.71	23.29
			25	0.03	0.13	0.47	2.71	23.29
			30	0.03	0.13	0.47	2.71	23.29
			35	0.03	0.13	0.47	2.71	23.29
			40	0.03	0.13	0.47	2.71	23.29
			50	0.03	0.13	0.44	2.57	22.51
			70	0.03	0.13	0.44	2.57	22.51
			80	0.03	0.13	0.44	2.57	22.51
			100	0.03	0.13	0.44	2.57	22.51

1. 减速比(**$i=N_{in}/N_{out}$**)

＊连续运转降低使用寿命二分之一。

2. 输出转数 **100 rpm** 时，作用于输出轴中心位置。

外形尺寸图表 / OUTLINE DIMENSION SHEET

AF-060-L1

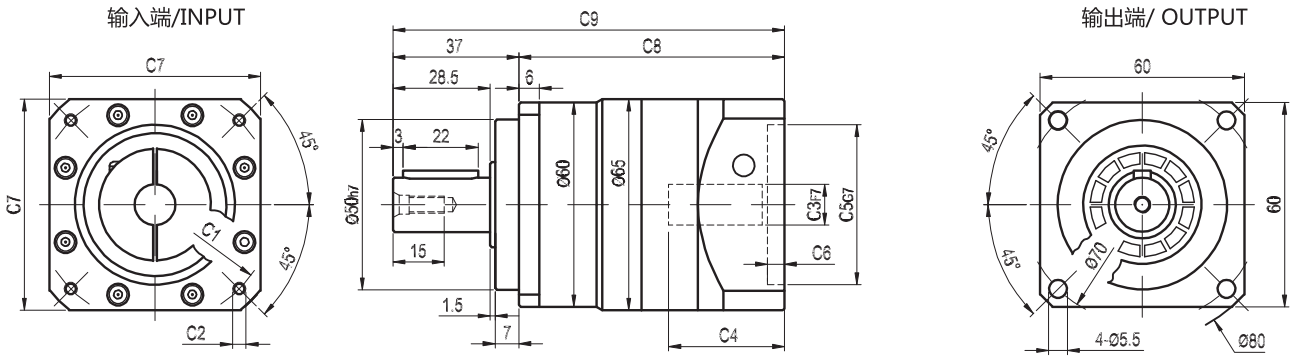

AF-060-L2

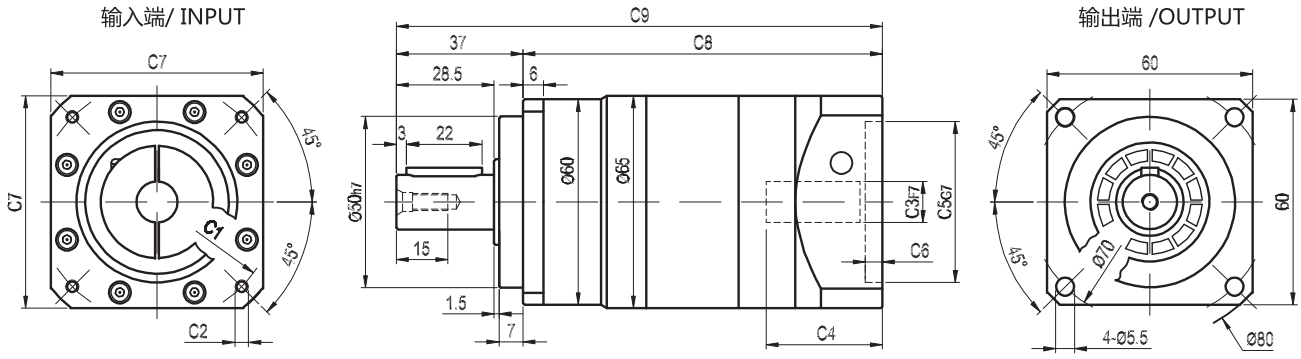

输出轴径/Output Diameter

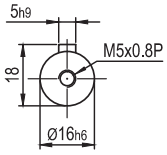

轴型式

尺寸	C1	C2	C3	C4	C5	C6	C7	C8	C9
AF-060-L1	Ø70	4-M4x10 , 4-M5x12	Ø11,Ø14	34	Ø50	5	65	78	115
	Ø90	4-M5x12 , 4-M6x14	Ø19	44	Ø70	5	80	88	125
AF-060-L2	Ø70	4-M4x10 , 4-M5x12	Ø11,Ø14	34	Ø50	5	65	105	142

* C1~C7是公制标准马达连接板之尺寸,可根据客户要求单独定做。
* C1~C7are motor(metric standard) specific dimensions, which could be customised.

外形尺寸图表 / OUTLINE DIMENSION SHEET

AF-090-L1

输入端/ INPUT

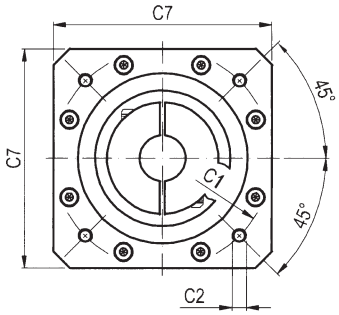

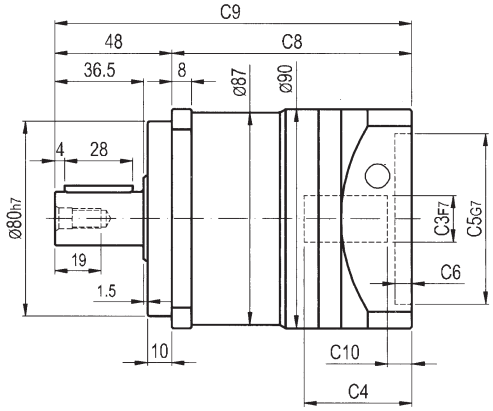

输出端/OUTPUT

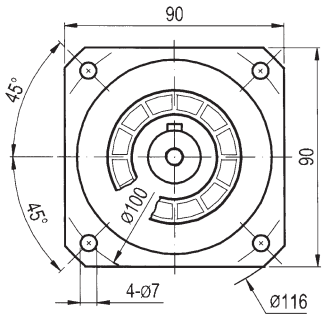

AF-090-L2

输入端/ INPUT

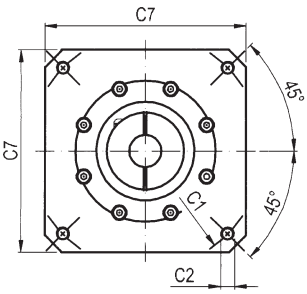

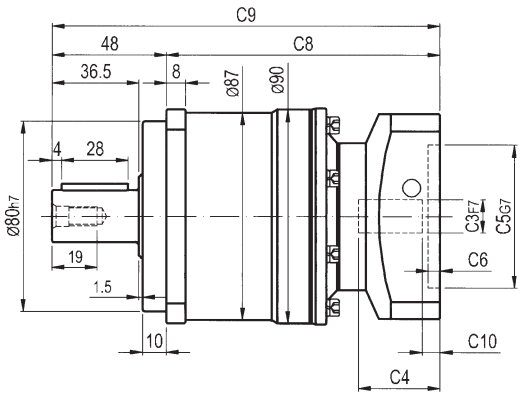

输出端/OUTPUT

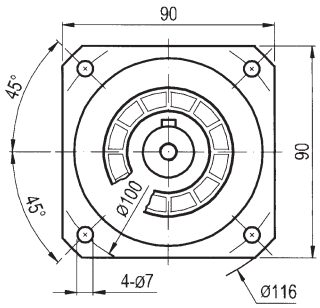

输出轴径/Output Diameter

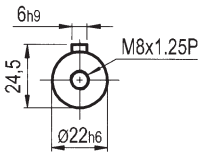

轴型式

尺寸	C1	C2	C3	C4	C5	C6	C7	C8	C9	C10
AF-090-L1	ø90	4-M5x12 , 4-M6x14	ø19	44	ø70	7	90	98	146	8
	Ø100	4-M6x14	Ø16	44	Ø80	7	90	98	146	7
	Ø115	4-M8x20	Ø19,Ø22	50	ø95	7	100	104	152	13
	Ø115	4-M8x25	Ø19,Ø22	60	ø95	8	100	114	162	23
	Ø145	4-M8x25	Ø19,Ø22,Ø24	60	Ø110	8	130	114	162	23
AF-090-L2	Ø70	4-M4x10 , 4-M5x12	Ø11,Ø14	34	Ø50	5	65	114.5	162.5	5.5
	ø90	4-M5x12 , 4-M6x14	ø19	44	ø70	5	80	124.5	172.5	16.5
	Ø100	4-M6x14	Ø16	38.5	Ø80	5	86	119	167	10

* C1~C7是公制标准马达连接板之尺寸,可根据客户要求单独定做。
* C1~C7are motor(metric standard) specific dimensions, which could be customised.

外形尺寸图表 / OUTLINE DIMENSION SHEET

AF-115-L1

輸入端/INPUT

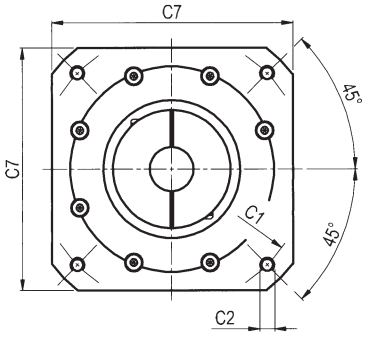

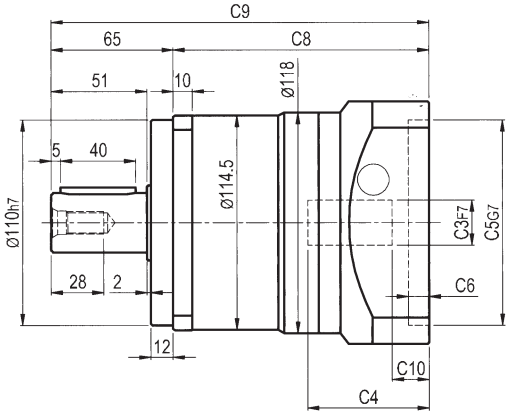

輸出端/ OUTPUT

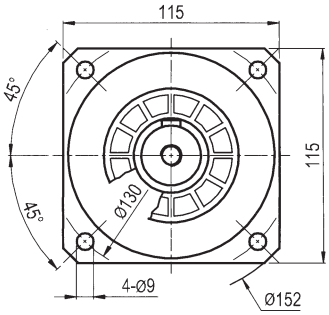

AF-115-L2

输入端/ INPUT

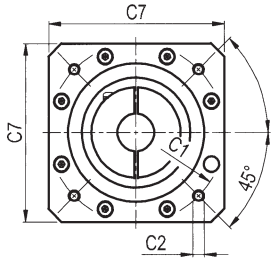

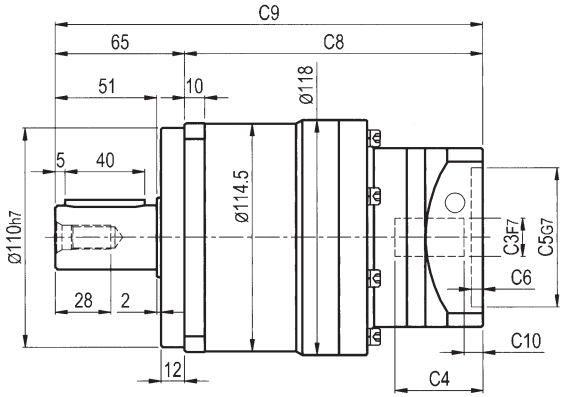

输出端 /OUTPUT

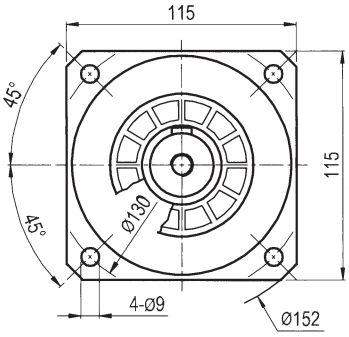

输出轴径/Output Diameter

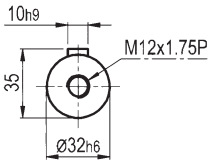

轴型式

尺寸	C1	C2	C3	C4	C5	C6	C7	C8	C9	C10
AF-115-L1	Ø145	4-M8x25	Ø19,Ø22,Ø24	64.5	Ø110	11	130	136	201	19.5
	Ø200	4-M12x30	Ø35	81.5	Ø114.3	6	180	153	218	37.5
AF-115-L2	Ø90	4-M5x12 , 4-M6x14	Ø19	44	Ø70	7	90	149.5	214.5	8
	Ø100	4-M6x14	Ø16	44	Ø80	7	90	149.5	214.5	7
	Ø115	4-M8x25	Ø19,Ø22	50	Ø95	7	100	155.5	220.5	13
	Ø115	4-M8x25	Ø19,Ø22	60	Ø95	8	100	165.5	230.5	23
	Ø145	4-M8x25	Ø19,Ø22,Ø24	60	Ø110	8	130	165.5	230.5	23

* C1~C7是公制标准马达连接板之尺寸,可根据客户要求单独定做。
* C1~C7are motor(metric standard) specific dimensions, which could be customised.

外形尺寸图表 / OUTLINE DIMENSION SHEET

AF-142-L1

输入端/ INPUT

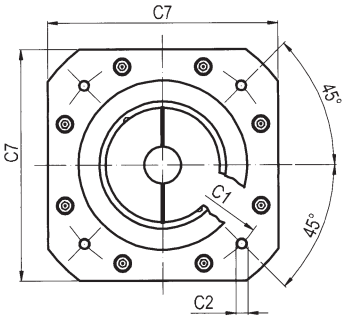

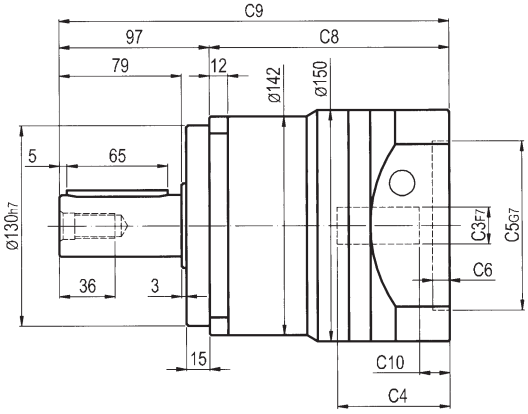

输出端/OUTPUT

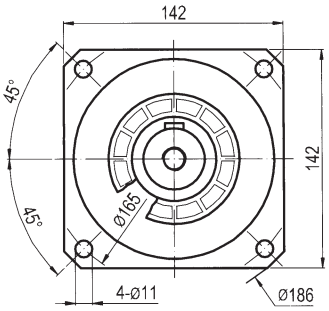

AF-142-L2

输入端/ INPUT

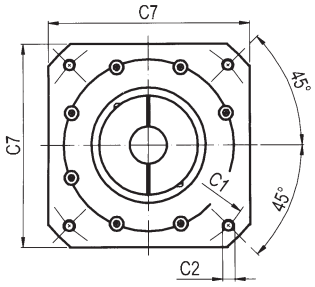

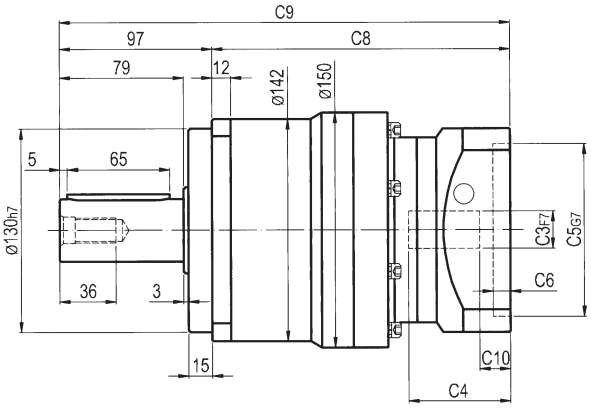

输出端/OUTPUT

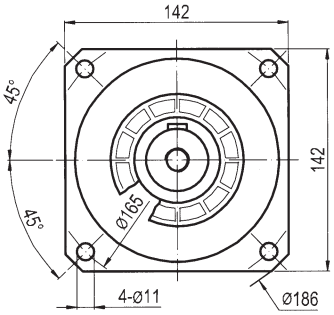

输出轴径/Output Diameter

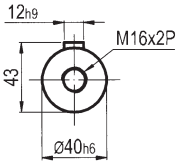

轴型式

尺寸	C1	C2	C3	C4	C5	C6	C7	C8	C9	C10
AF-142-L1	Ø145	4-M8x25	Ø22,Ø24	72.5	Ø110	11	150	154.5	251.5	19.5
	Ø200	4-M12x30	Ø35	82	Ø114.3	8	180	164	261	29
AF-142-L2	Ø145	4-M8x25	Ø19,Ø22,Ø24	64.5	Ø110	11	130	189	286	19.5
	Ø200	4-M12x30	Ø35	81.5	Ø114.3	6	180	206	303	37.5

* C1~C7是公制标准马达连接板之尺寸,可根据客户要求单独定做。
* C1~C7are motor(metric standard) specific dimensions, which could be customised.

外形尺寸图表 / OUTLINE DIMENSION SHEET

AF-220-L1

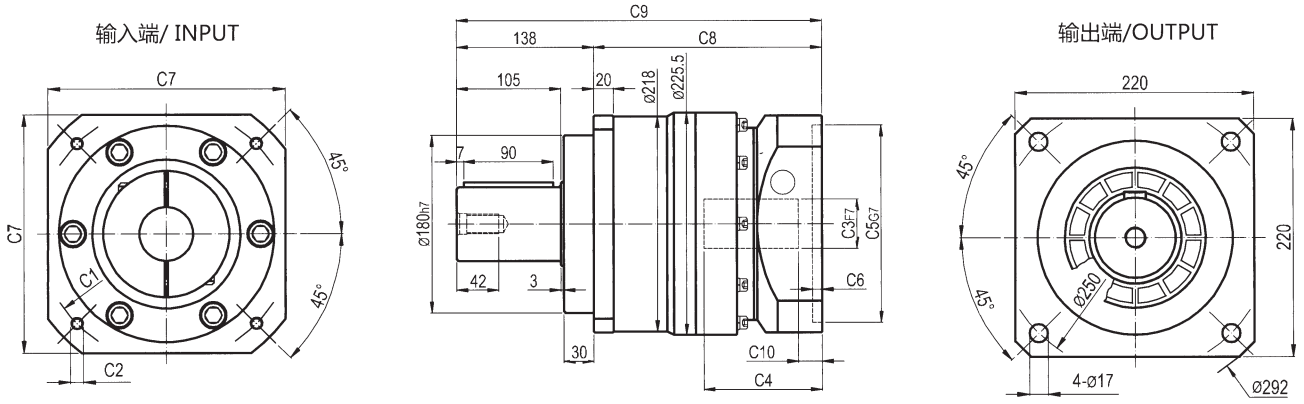

AF-220-L2

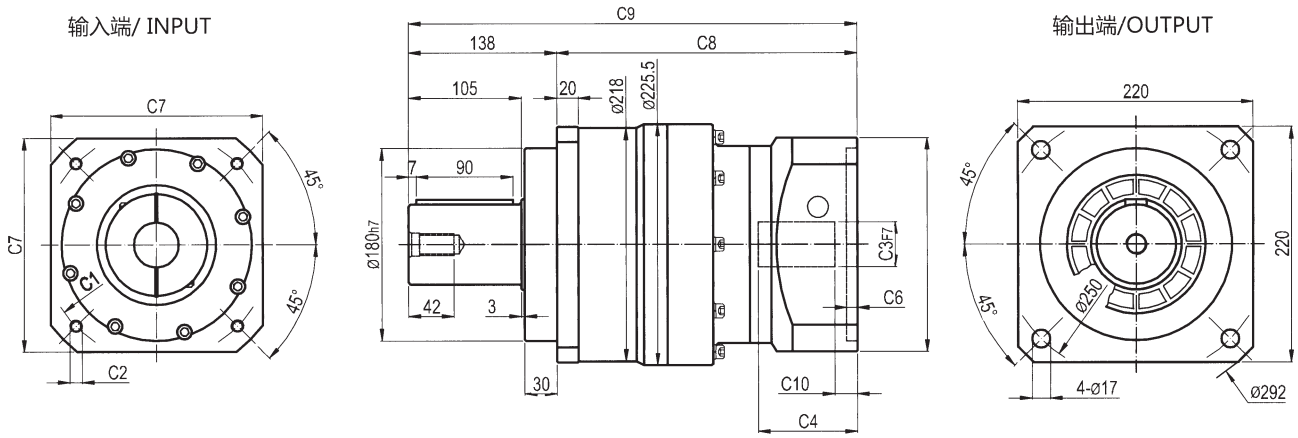

输出轴径/Output Diameter

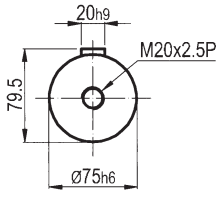

轴型式

尺寸	C1	C2	C3	C4	C5	C6	C7	C8	C9	C10
AF-220-L1	ø200	4-M12x30	ø35,ø42	116	ø114.3	15	200	227	365	19.5
	ø215	4-M12x30	ø42	109	ø180	8	200	220	358	12.5
	ø235	4-M12x30	ø42,ø55	119	ø200	10	220	230	368	22.5
AF-220-L2	ø200	4-M12x30	ø35	85	ø114.3	7	180	264	402	7.5
	ø200	4-M12x30	ø42	116	ø114.3	7	180	295	433	40
	ø215	4-M12x30	ø42	90	ø180	8	200	269	407	14
	ø235	4-M12x30	ø42	120	ø200	10	220	299	437	44

* 输入马达连接板之尺寸,可根据客户要求单独定做。
* The inout motor specific dimensions could be customised.

AE系列

型号说明 / MODEL ILLUMINATE

AE090 – 10 – S2 – 马达

减速机型式 :AE070/AE090
AE120/AE155
AE205/AE235

背隙 : S2 : 标准背隙

马达型号 :
马达制造及型号

减速比: 单级(L1) : 3, 4, 5, 7, 8, 10
双级(L2) : 15, 20, 25 30, 35, 40, 50, 70, 80, 100

选用范例 AE090-10-S2/ MHMD-082G1U

减速机性能资料 / GEAR BOX PERFORMANCE INFORMATION

规格		级 数	减速比[1]	AE070	AE090	AE120	AE155	AE205	AE235
额定输出力矩T_{2N}	Nm	1	3	55	130	208	342	588	1,140
			4	50	140	290	542	1,050	1,700
			5	60	160	330	650	1,200	2,000
			7	35	140	300	550	1,100	1,800
			8	35	120	260	500	1,000	1,600
			10	23	48	140	370	520	1,220
		2	15	55	130	208	342	588	1,140
			20	50	140	290	542	1,050	1,700
			25	60	160	330	650	1,200	2,000
			30	60	160	330	650	1,200	2,000
			35	60	160	330	650	1,200	2,000
			40	60	160	330	650	1,200	2,000
			50	60	160	330	650	1,200	2,000
			70	35	140	300	550	1,100	1,800
			80	35	120	260	500	1,000	1,600
			100	23	48	140	370	520	1,220
最大输出力矩T_{2B}	Nm	1,2	3~100	3倍额定输出力矩					
额定输入转速n_1	rpm	1,2	3~100	5,000	4,000	4,000	3,000	3,000	2,000
最大输入转速n_{1B}	rpm	1,2	3~100	10,000	8,000	8,000	6,000	6,000	4,000
背隙S2	arcmin	1	3~10	≤5	≤5	≤5	≤5	≤5	≤5
		2	12~100	≤9	≤9	≤9	≤9	≤9	≤9
扭转刚性	Nm/arcmin	1,2	3~100	7	14	25	50	145	225
容许径向力F_{2rB}[2]	N	1,2	3~100	1,530	3,250	6,700	9,400	14,500	50,000
容许轴向力F_{2a1B}[2]	N	1,2	3~100	630	1,300	3,000	4,000	6,200	35,000
容许轴向力F_{2a2B}[2]	N	1,2	3~100	765	1,625	3,350	4,700	7,250	25,000
使用寿命	hr	1,2	3~100	20,000＊					
效率η	%	1	3~10	≥97%					
		2	12~100	≥94%					
重量	kg	1	3~10	1.3	3.7	7.8	14.5	29	48
		2	12~100	1.9	4.1	9	17.5	33	60
使用温度	°C	1,2	3~100	-10°C~+90°C					
润滑		1,2	3~100	合成润滑油脂					
防护等级		1,2	3~100	IP65					
安装方向		1,2	3~100	任意方向					
噪音值(n_1=3000rpm)	dB	1,2	3~100	≤58	≤60	≤63	≤65	≤67	≤70

减速机转动惯量

规格		级 数	减速比[1]	AE070	AE090	AE120	AE155	AE205	AE235
转动惯量	kg・cm²	1	3	0.03	0.16	0.61	3.25	9.21	28.98	69.61
			4	0.03	0.14	0.48	2.74	7.54	23.67	54.37
			5	0.03	0.13	0.47	2.71	7.42	23.29	53.27
			7	0.03	0.13	0.45	2.62	7.14	22.48	50.97
			8	0.03	0.13	0.44	2.58	7.07	22.59	50.84
			10	0.03	0.13	0.44	2.57	7.03	22.51	50.56
		2	15	0.03	0.03	0.13	0.47	2.71	7.42	23.29
			20	0.03	0.03	0.13	0.47	2.71	7.42	23.29
			25	0.03	0.03	0.13	0.47	2.71	7.42	23.29
			30	0.03	0.03	0.13	0.47	2.71	7.42	23.29
			35	0.03	0.03	0.13	0.47	2.71	7.42	23.29
			40	0.03	0.03	0.13	0.47	2.71	7.42	23.29
			50	0.03	0.03	0.13	0.44	2.57	7.03	22.51
			70	0.03	0.03	0.13	0.44	2.57	7.03	22.51
			80	0.03	0.03	0.13	0.44	2.57	7.03	22.51
			100	0.03	0.03	0.13	0.44	2.57	7.03	22.51

1. 减速比(**$i=N_{in}/N_{out}$**)

＊连续运转降低使用寿命二分之一。

2. 输出转数 **100 rpm** 时，作用于输出轴中心位置。

外形尺寸图表 / OUTLINE DIMENSION SHEET

AE-070-L1

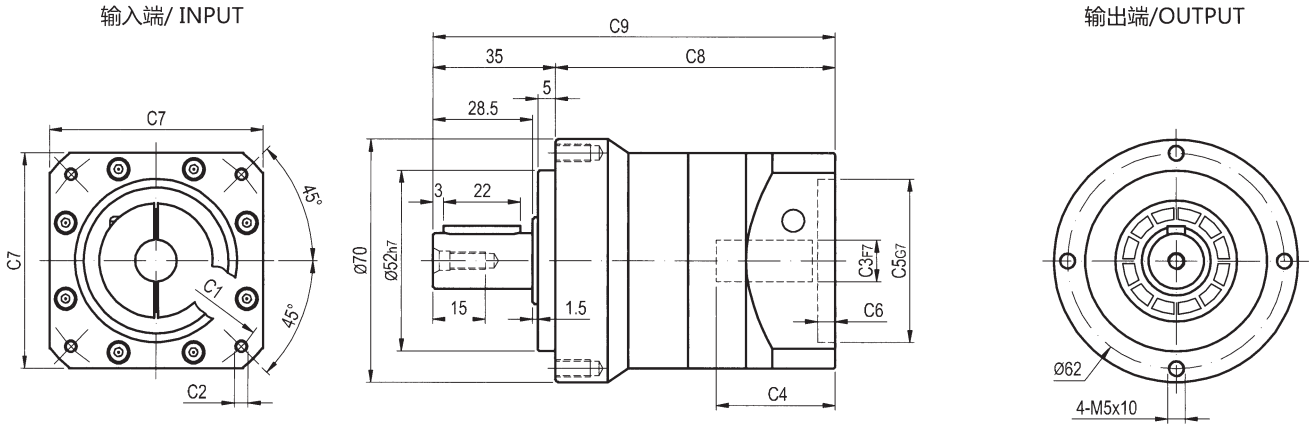

AE-070-L2

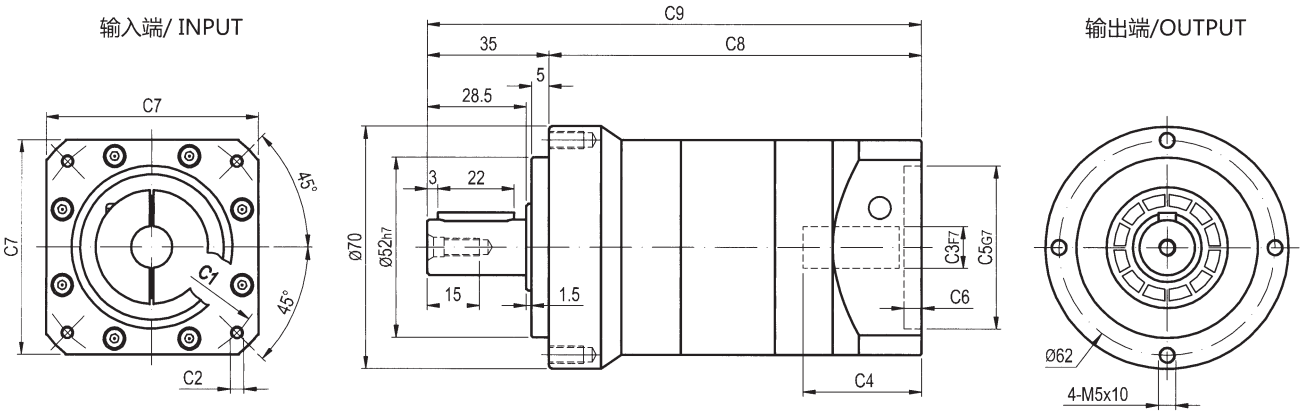

输出轴径/Output Diameter

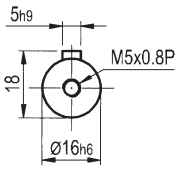

轴型式

尺寸	C1	C2	C3	C4	C5	C6	C7	C8	C9
AE-070-L1	Ø70	4-M4x10 , 4-M5x12	Ø11,Ø14	34	Ø50	5	65	80	115
	Ø90	4-M5x12 , 4-M6x14	Ø19	44	Ø70	5	80	90	125
AE-070-L2	Ø70	4-M4x10 , 4-M5x12	Ø11,Ø14	34	Ø50	5	65	107	142

* C1~C7是公制标准马达连接板之尺寸,可根据客户要求单独定做。
* C1~C7are motor(metric standard) specific dimensions, which could be customised.

外形尺寸图表 / OUTLINE DIMENSION SHEET

AE-090-L1

输入端/ INPUT

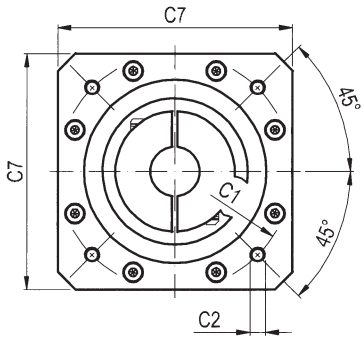

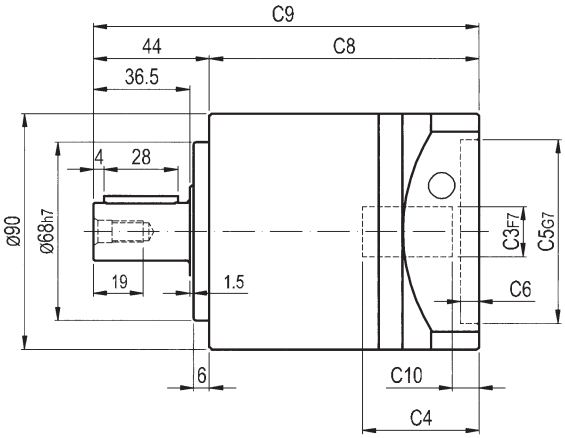

输出端/OUTPUT

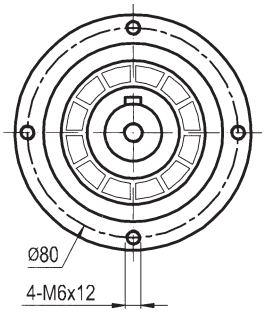

AE-090-L2

输入端/ INPUT

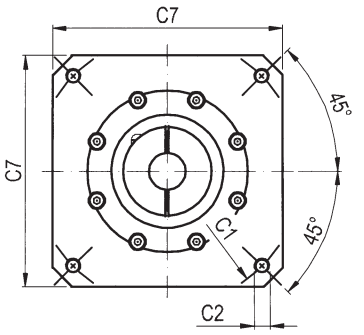

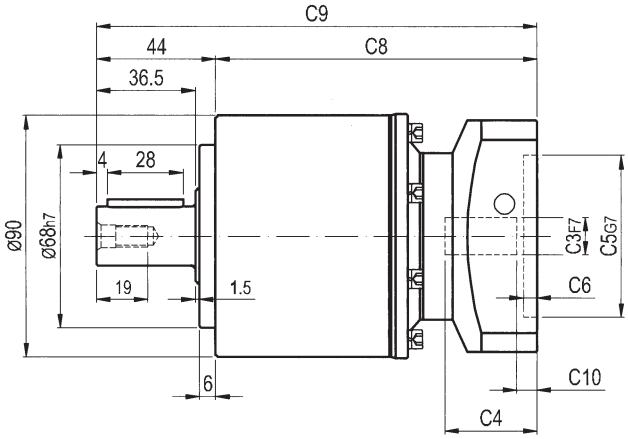

输出端 /OUTPUT

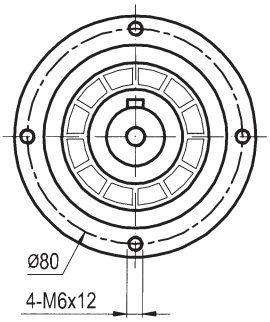

输出轴径/Output Diameter

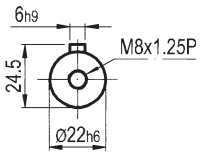

轴型式

尺寸	C1	C2	C3	C4	C5	C6	C7	C8	C9	C10
AE-090-L1	Ø90	4-M5x12 , 4-M6x14	Ø19	44	Ø70	7	90	102	146	8
	Ø100	4-M6x14	Ø16	44	Ø80	7	90	102	146	7
	Ø115	4-M8x20	Ø19,Ø22	50	Ø95	7	100	108	152	13
	Ø115	4-M8x25	Ø19,Ø22	60	Ø95	8	100	118	162	23
	Ø145	4-M8x25	Ø19,Ø22,Ø24	60	Ø110	8	130	118	162	23
AE-090-L2	Ø70	4-M4x10 , 4-M5x12	Ø11,Ø14	34	Ø50	5	65	118.5	162.5	5.5
	Ø90	4-M5x12 , 4-M6x14	Ø19	44	Ø70	5	80	128.5	172.5	16.5
	Ø100	4-M6x14	Ø16	38.5	Ø80	5	86	123	167	10

* C1~C7是公制标准马达连接板之尺寸,可根据客户要求单独定做。
* C1~C7are motor(metric standard) specific dimensions, which could be customised.

AE系列

外形尺寸图表 / OUTLINE DIMENSION SHEET

AE-120-L1

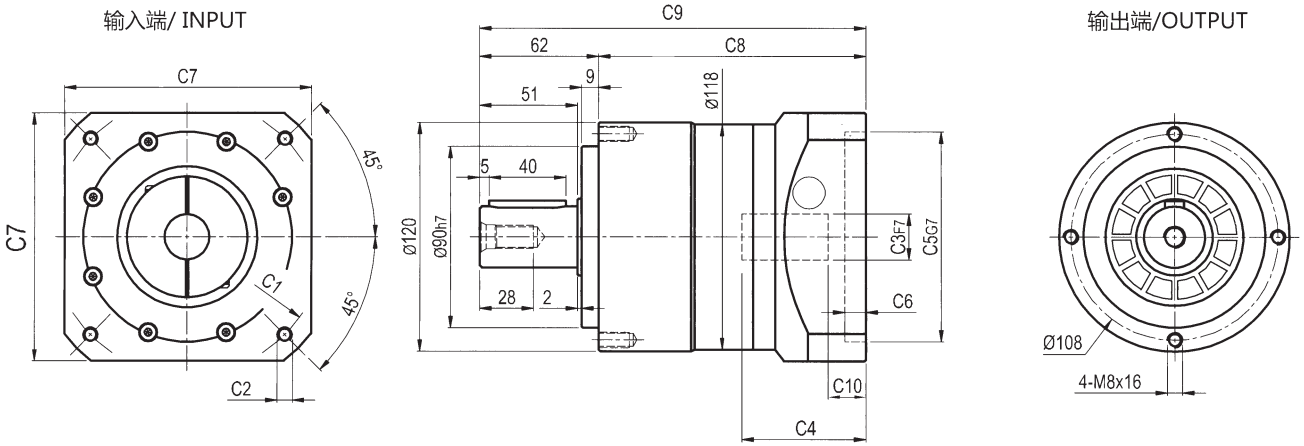

AE-120-L2

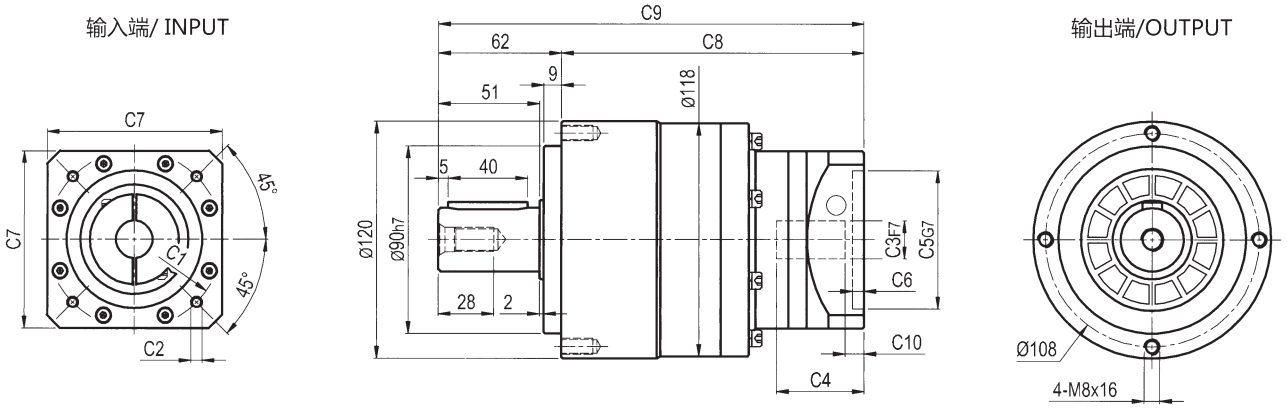

输出轴径/Output Diameter

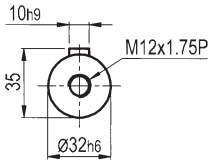

轴型式

尺寸	C1	C2	C3	C4	C5	C6	C7	C8	C9	C10
AE-120-L1	Ø145	4-M8x25	Ø19,Ø22,Ø24	64.5	Ø110	11	130	139	201	19.5
	Ø200	4-M12x30	Ø35	81.5	Ø114.3	6	180	156	218	37.5
AE-120-L2	Ø90	4-M5x12 , 4-M6x14	Ø19	44	Ø70	7	90	152.5	214.5	8
	Ø100	4-M6x14	Ø16	44	Ø80	7	90	152.5	214.5	7
	Ø115	4-M8x25	Ø19,Ø22	50	Ø95	7	100	158.5	220.5	13
	Ø115	4-M8x25	Ø19,Ø22	60	Ø95	8	100	168.5	230.5	23
	Ø145	4-M8x25	Ø19,Ø22,Ø24	60	Ø110	8	130	168.5	230.5	23

* C1~C7是公制标准马达连接板之尺寸,可根据客户要求单独定做。
* C1~C7are motor(metric standard) specific dimensions, which could be customised.

外形尺寸图表 / OUTLINE DIMENSION SHEET

AE-155-L1

输入端/ INPUT

输出端/OUTPUT

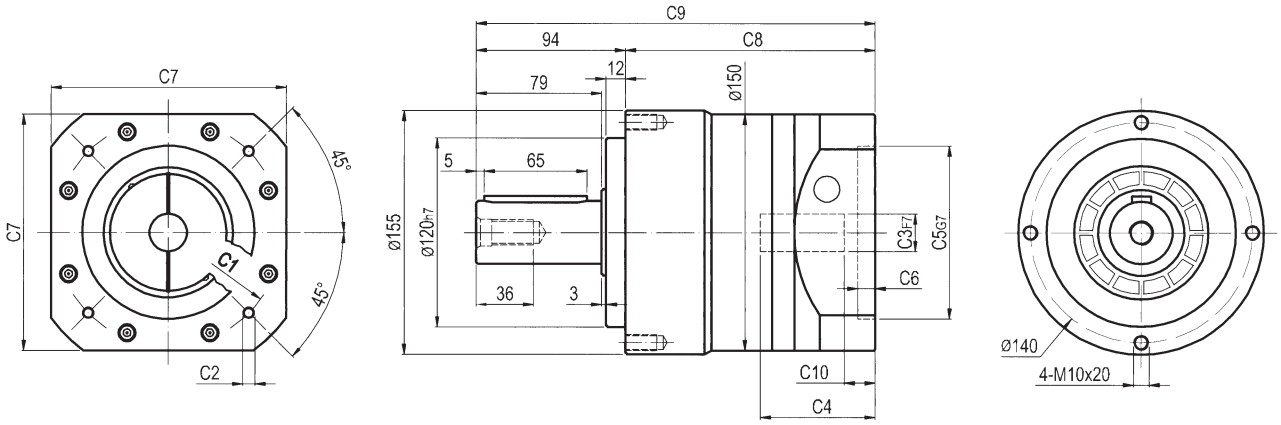

AE-155-L2

输入端/ INPUT

输出端 /OUTPUT

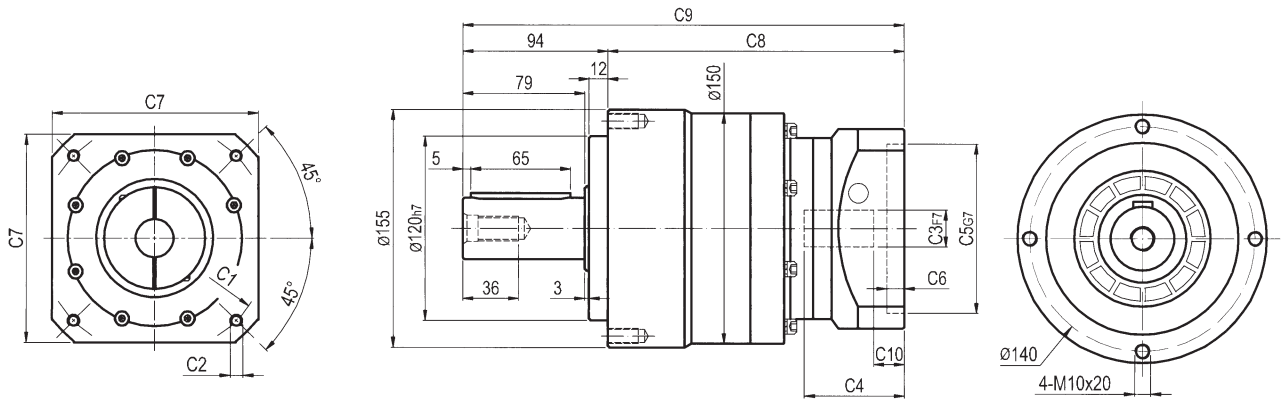

输出轴径/Output Diameter

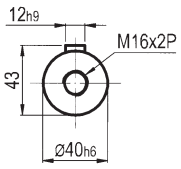

轴型式

尺寸	C1	C2	C3	C4	C5	C6	C7	C8	C9	C10
AE-155-L1	Ø145	4-M8x25	Ø22,Ø24	72.5	Ø110	11	150	157.5	251.5	19.5
	Ø200	4-M12x30	Ø35	82	Ø114.3	8	180	167	261	29
AE-155-L2	Ø145	4-M8x25	Ø19,Ø22,Ø24	64.5	Ø110	11	130	192	286	19.5
	Ø200	4-M12x30	Ø35	81.5	Ø114.3	6	180	209	303	37.5

* C1~C7是公制标准马达连接板之尺寸,可根据客户要求单独定做。
* C1~C7are motor(metric standard) specific dimensions, which could be customised.

外形尺寸图表 / OUTLINE DIMENSION SHEET

AE-205-L1

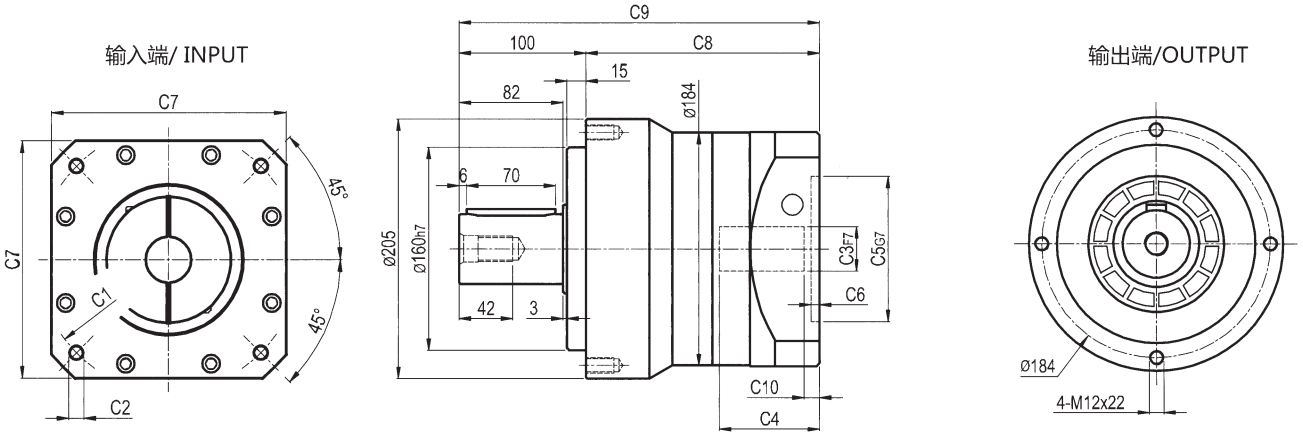

AE-205-L2

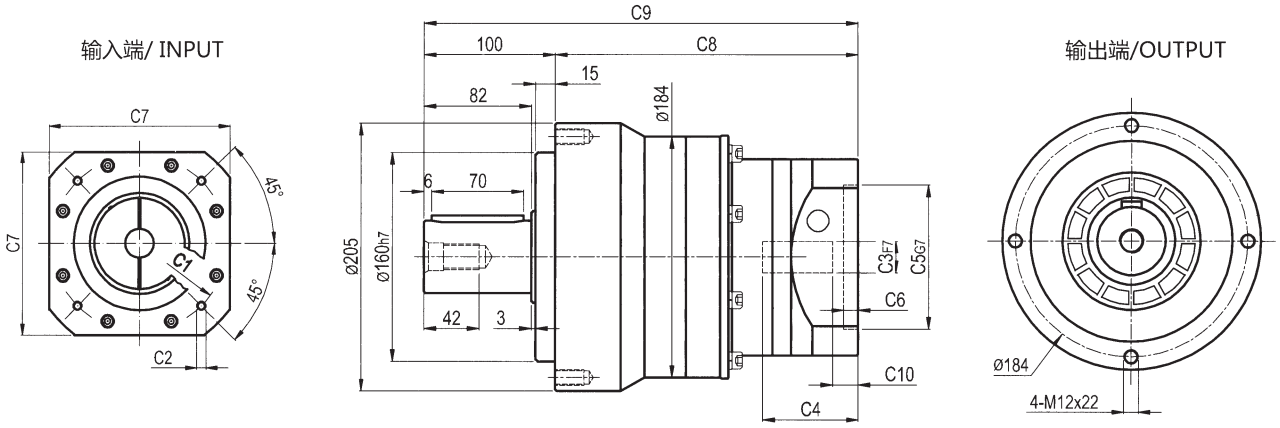

输出轴径/Output Diameter

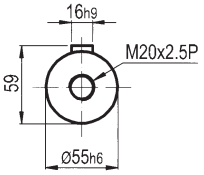

轴型式

尺寸	C1	C2	C3	C4	C5	C6	C7	C8	C9	C10
AE-205-L1	Ø200	4-M12x30	Ø35	85	Ø114.3	7	180	184	284	7.5
	Ø200	4-M12x30	Ø42	116	Ø114.3	7	180	215	315	40
	Ø215	4-M12x30	Ø42	90	Ø180	8	200	189	289	14
	Ø235	4-M12x30	Ø42	120	Ø200	10	220	219	319	44
AE-205-L2	Ø145	4-M8x25	Ø22,Ø24	72.5	Ø110	11	150	229.5	330.5	19.5
	Ø200	4-M12x30	Ø35	82	Ø114.3	8	180	239	340	29

* 输入马达连接板之尺寸,可根据客户要求单独定做。
* The inout motor specific dimensions could be customised.

外形尺寸图表 / OUTLINE DIMENSION SHEET

AE-235-L1

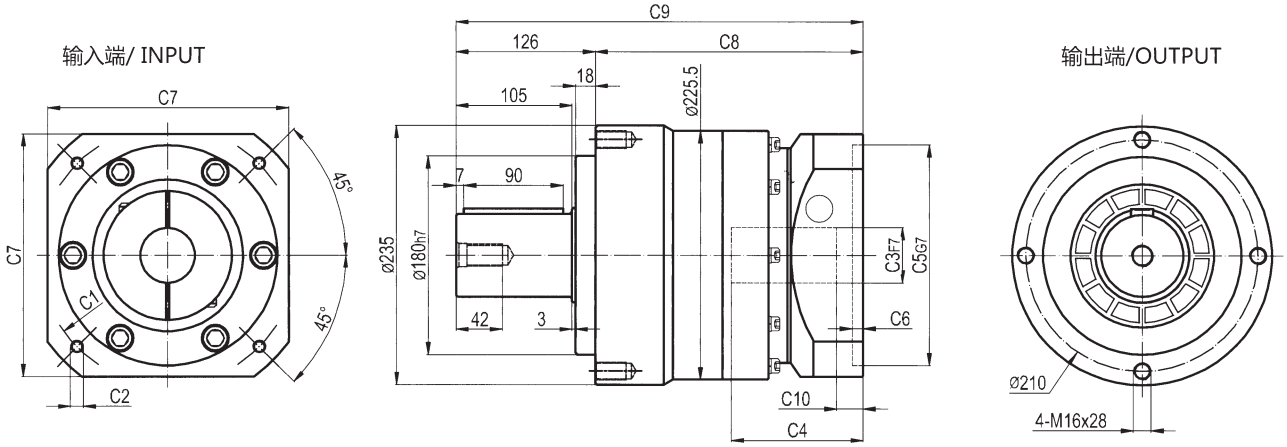

AE-235-L2

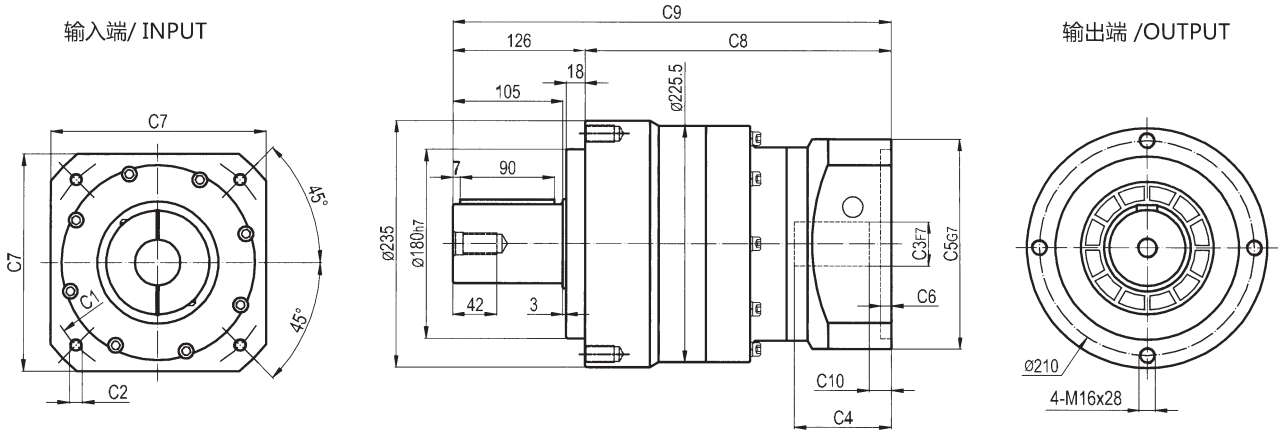

输出轴径/Output Diameter

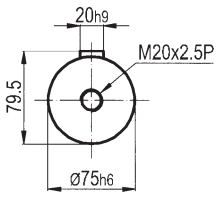

轴型式

尺寸	C1	C2	C3	C4	C5	C6	C7	C8	C9	C10
AE-235-L1	Ø200	4-M12x30	Ø35,Ø42	116	Ø114.3	15	200	239	365	19.5
	Ø215	4-M12x30	Ø42	109	Ø180	8	200	232	358	12.5
	Ø235	4-M12x30	Ø42,Ø55	119	Ø200	10	220	242	368	22.5
AE-235-L2	Ø200	4-M12x30	Ø35	85	Ø114.3	7	180	276	402	7.5
	Ø200	4-M12x30	Ø42	116	Ø114.3	7	180	307	433	40
	Ø215	4-M12x30	Ø42	90	Ø180	8	200	281	407	14
	Ø235	4-M12x30	Ø42	120	Ø200	10	220	311	437	44

* 输入马达连接板之尺寸,可根据客户要求单独定做。
* The inout motor specific dimensions could be customised.

高精度斜齿减速机

经济型直齿减速机



蜗轮蜗杆减速机

www.szxlyjd.com

传动设备应用解决方案专业供应商
Professional Supplier For Transmision Equipments And Solution

新立盈®
REDUCER

深圳市新立盈机电有限公司
Shenzhen Xinliying Jidian Co.,Ltd.

Tel: 0755-23721539 29636353 29634691
Fax: 0755-29634692
Http://www.szxlyjd.com
E-mail:szxly8899@126.com
Add: 深圳市宝安区福永街道桥头社区榕树路2号港华兴工业园三区1栋6楼