官方网站　　微信公众号　　抖音号

新立盈®

深圳新立盈传动有限公司
台州新立盈传动有限公司

Fax:0755-29634692
Http://szxlyjd.com
E-mail: xly01@xselyric.com
Add:深圳市宝安区沙井街道锦程路沙一西部工业区12栋

*由于产品不断更新，请以实物为准

新立盈®

致力为客户创造更大价值

减速机产品手册

新传动 ● 立匠心 ● 共创盈

目录检索

新立盈® 产品简介

MTN中空平台 P001

7种尺寸可选		60mm-700mm
额定输出力矩		5Nm-688Nm
减速比	单级	5/10/18
	双级	15/20/30/50/100/200
背隙	单级	5arcmin
	双级	10arcmin

ZTT中空平台 P011

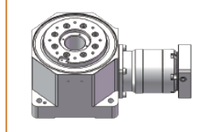

6种尺寸可选		110mm-260mm
额定输出力矩		80Nm-675Nm
减速比	单级	4/6/8/9/10/15/20/30
	双级	36/60/75/90/150/300
背隙	单级	4arcmin
	双级	8arcmin

BX摆线减速机 P027

10种尺寸可选		120mm-370mm
容许力矩		196Nm-8820Nm
减速比	轴输出	53.5/59/103/81/121/141/153/161/...192.4
背隙		

行星减速机 P057

7种尺寸可选		42mm-220mm
额定输出力矩		14Nm-2000Nm
减速比	单级	3/4/5/6/7/8/10
	双级	12/15/20/25/30/35...
背隙	单级	1-3-5arcmin
	双级	3-7-10arcmin

XZT换向器 P101

9种尺寸可选		60mm-280mm
静载荷		30Nm-6029Nm
减速比	单级	1/2/3
	双级	3/4/5/6/7/8/10/15/20
背隙	单级	8-10arcmin
	双级	8-10arcmin

同步升降机 P111



8种尺寸可选		090mm-550mm
下压负载		0.2T-40T
减速比	单级	2
	双级	6/8/10/12/14/16/20
背隙	单级	8arcmin
	双级	10arcmin

伺服电缸 P125

10种尺寸可选		40mm-220mm
推力		50kg-50000kg
减速比	单级	1
	双级	3/4/5/6/7/8/10/20...
背隙	标准	0.02mm

凸轮分割器 P139



9种尺寸可选	45mm-350mm
出力轴向负荷	140kgf-4150kgf
更多详情请查阅选型手册	

SKM准双曲面 P155

5种尺寸可选		50mm-110mm
额定输出力矩		130Nm-750Nm
减速比	单级	7.5/10/12.5/15/20/...75
	双级	75/100/200...250/300
背隙	标准	25arcmin
	最低	15arcmin

工业行星 P165

10种尺寸可选	00-11框
额定输出力矩	48330Nm
更多详情请查阅工业行星手册	

*注意 所有吊装工况请提前咨询我司技术并出具选型报告

型号命名

MTN – 60 – K – 05 – LB-S-LA-LZ

- 旋轉平臺系列：MTN: 常规；DZMTN：吊装
- 规格：60、85、130、200、280、350、450、550、700
- K: 行星减速機；T: 直角减速機
- 减速比：05、10、15、18
- 選配：N: 伺服電機；B: 步進電機

选型注意事项
所有系列15–18比都不可以外加减速机

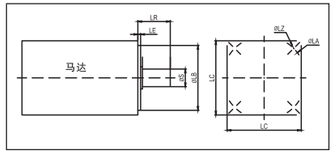

技术参数

产品型号	单位	MTN60	MTN85		MTN130	MTN200	MTN280	MTN350	MTN450	MTN550	MTN700
平台本体减速比		5/10	5/10	15/18	10/18	10/18	10/18	10	10	10	10
容许转矩	N.M	19/14	59/33	7.5	66/35	175/84	503/996	997	1831	2925	6403
平台伺服马达	KW	0.1	0.4	0.1	0.4	0.75	0.75-2	1-2	1-5	2-5	3-7.5
轴承结构		交叉滚子轴承	交叉滚子轴承		交叉滚子轴承	交叉滚子轴承	交叉滚子轴承	交叉滚子轴承	交叉滚子轴承	交叉滚子轴承	交叉滚子轴承
吊装负载	kg	-	5		30	60	90	-	-	-	-
转动惯量	$kg.m^2$	$4500X10^{-7}$	$21090X10^{-7}$		$110725X10^{-7}$	$876410X10^{-7}$	$200430X10^{-7}$	$32010X10^{-7}$	$380230X10^{-7}$	$470200X10^{-7}$	$680100X10^{-7}$
容许盘面输出转速	r/min	200	200		200	200	200	200	200	200	200
容许轴向负载	N	300	800		2500	4500	7000	10000	15000	22500	60000
重复定位精度	arcsec	±5	±5		±5	±5	±5	±5	±5	±5	±5
定位精度	arcmin	±0.5	±0.5		±0.5	±0.5	±0.5	±0.5	±0.5	±0.5	±0.5
平面跳动	mm	±0.005	±0.005		±0.005	±0.005	±0.005	±0.005	±0.005	±0.005	±0.005
旋转平台同心度	mm	±0.01	±0.01		±0.01	±0.01	±0.01	±0.01	±0.01	±0.01	±0.01
旋转平台平行度	mm	±0.015	±0.015		±0.015	±0.015	±0.015	±0.015	±0.015	±0.015	±0.015
寿命(连续减半)	h	25000	25000		25000	25000	25000	25000	25000	25000	25000
防护等级		IP40	IP40		IP40	IP40	IP40	IP40	IP40	IP40	IP40

*注意 所有吊装工况请提前咨询我司技术并出具选型报告
输出转速不能超过200转

中空旋转平台参数用语注释

马达种类	旋转平台可适配的马达种类。
旋转平台轴承	旋转平台所使用的轴承种类。
容许转矩[注1]	减速机构部的机械强度临界值,包括加速转矩、负载惯量,皆须在此容许转矩范围内使用。
容许转速	减速机构部的机械强度可容许的旋转平台之盘面转速。
转动惯量	马达部转子惯性惯量+减速机构部惯性惯量于旋转平台上所换算之值的总和。
容许轴向负载	对旋转平台轴方向施加轴向负载的容许值。
容许惯性力矩负荷	在偏离旋转平台中心的位置施加负载，使得旋转平台倾斜的力会发生作用时中心的偏心量×负载而计算出的惯性力矩负荷的容许值。
定位精度	旋转平台于360°内对任意点进行定位时的理论旋转角度与实际旋转角度[注2]的误差值。
重复定位精度	表示从同一方向反复对相同位置进行定位时所产生的误差值。
旋转平台平行度	旋转平台盘面运转时相对于底座安装面的平行度。
旋转平台同心度	无负载时旋转平台内径与外径的同心度误差值。
容许输入转速	减速机结构部的机械强度可容许的输入转速。
背隙	是指固定电动机轴后,旋转平台的齿轮间隙。
破坏转矩	当减速机承受此扭矩时结构会被破坏。
精度寿命	成速机正常使用下能保持精度的设计寿命
防护等级[注3]	对于以IEC529、EN60034-5(=IEC60034-5)为基准的机器的防护构造,可按防尘、防水性的等级分类。

注1：转矩的单位互换

转矩单位	1 N.m	1 N.cm	1 kgf.m	1 kgf.cm	1 lbf.ft	1 lbf.in
1 N.m	1	10^2	0.10197	10.197	0.7376	8.8509
1 N.cm	10^{-2}	1	1.0197×10^{-3}	0.10197	7.376×10^{-3}	8.8509×10^{-2}
1 kgf.m	9.8066	980.665	1	10^2	7.233	86.79
1 kgf.cm	9.8066×10^{-2}	9.8066	10^{-2}	1	7.233×10^{-2}	0.8680
1 lbf.ft	1.356	1.356×10^2	0.1383	13.83	1	12
1 lbf.in	0.113	11.3	1.152×10^{-2}	1.152	8.333×10^{-2}	1

注2：角度单位的表示方法

角度单位	值	符号	简写
度	1/360圆	°	Deg
弧分	1/60 度	′ (质数)	arcmin,amin,MOA
角秒	1/60 弧分	″ (双质数)	arcsec
千分之一角秒	1/1000 角秒		mas

注3：IP 防护等级

IP 表示	防尘等级(第 1 位数)
IP 0 X	无特别的保护功能
IP 1 X	直径超过50mm的物体不能进入
IP 2 X	长度超过80mm，直径超过12mm的物体不能进入
IP 3 X	直径或厚度超过2.5mm，直径超过2.5mm的物体不能进入
IP 4 X	厚度超过1.0mm，直径超过1.0mm的物体不能进入
IP 5 X	防止进入的灰尘影响设备工作
IP 6 X	完全防止灰尘进入

IP 表示	防水等级(第 2 位数)
IP X 0	无特别的保护功能
IP X 1	垂直落下的滴水不会对电器造成损坏
IP X 2	倾斜15度时,仍可防止水滴浸入
IP X 3	在与垂直方向成60°范围内、受雾状水喷射无损害
IP X 4	受任意方向的泼水无损害
IP X 5	任意方向直接受到水的喷射无损害
IP X 6	任意方向直接受到强大水流的冲击水不会进入内部
IP X 7	在特定条件下浸水后代仍可正常使用
IP X 8	可在水下使用

MTN60-5-N

本体式

重量：0.54KG

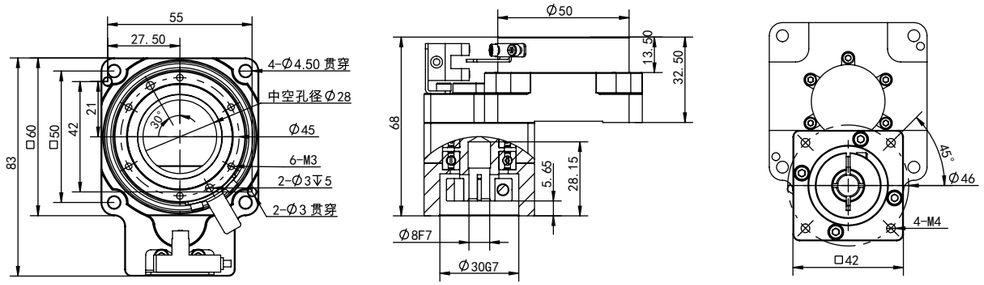

MTN60-10-N

本体式

重量：0.54KG

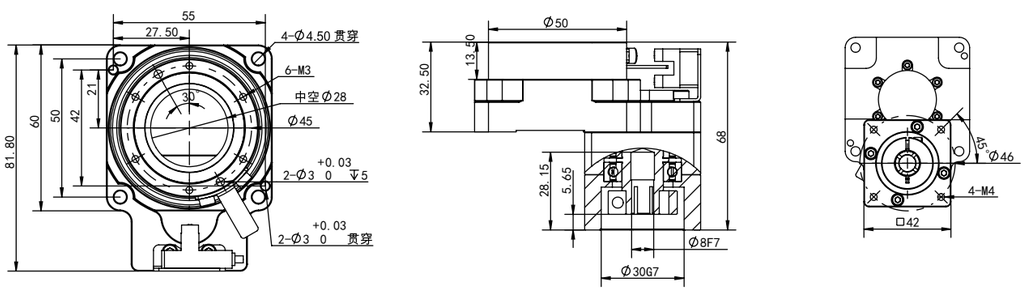

MTN60T-10/15/25-N

用 5 比平台接

重量：1KG

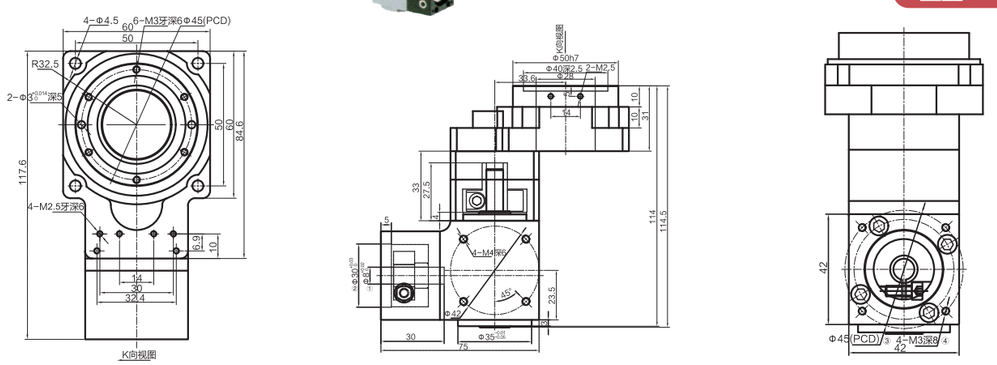

MTN60K-15/20/25-N

用 5 比平台接

重量：1.1KG

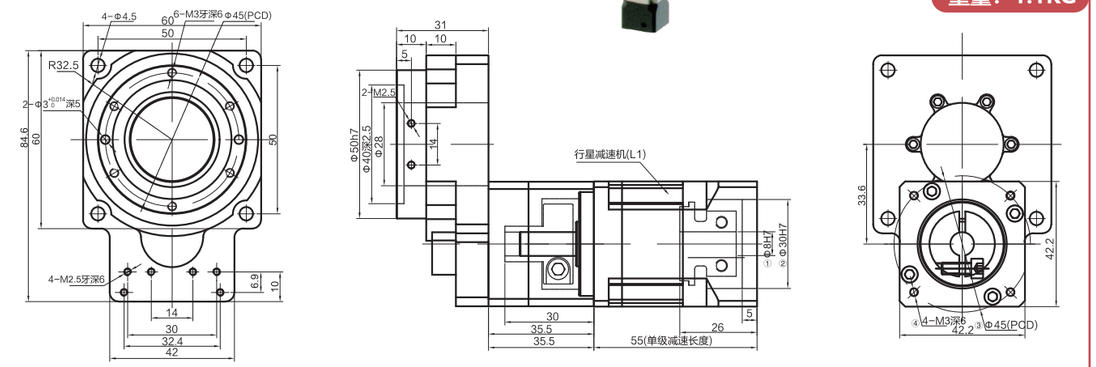

MTN85-5-N



本体式

重量：1.4KG

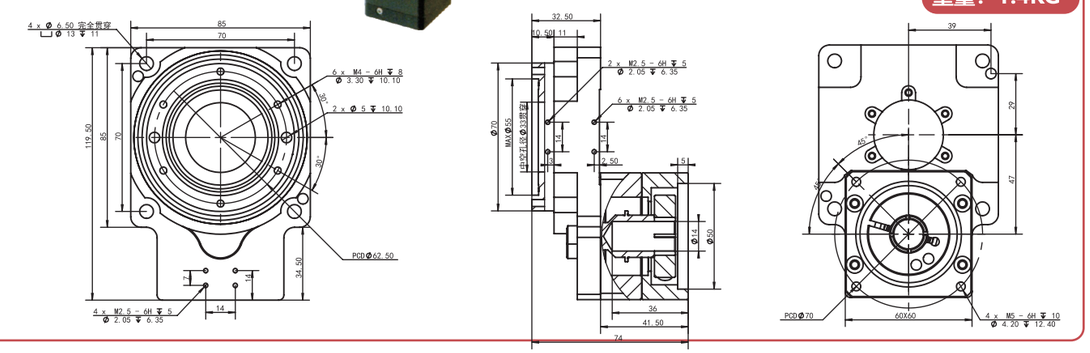

MTN85-10-N



本体式

重量：1.4KG

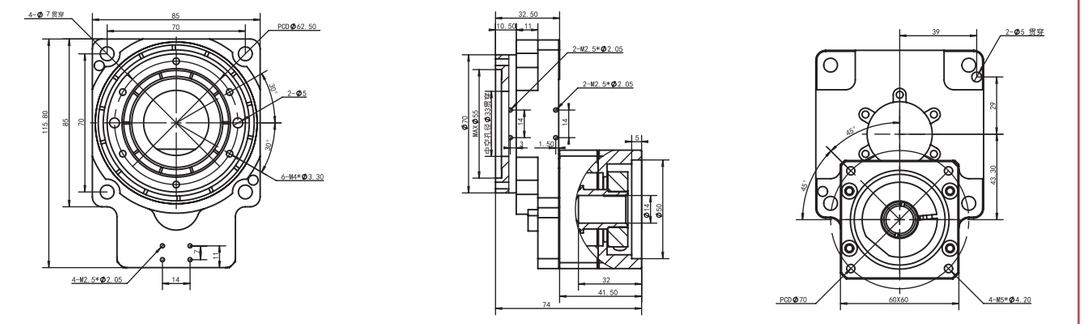

MTN85T-20/30/50-N

用 10 比平台接

重量：2.6KG

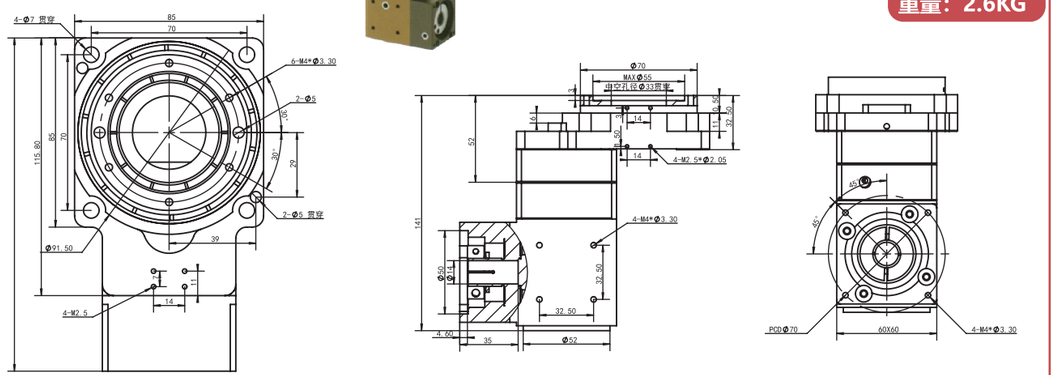

MTN85-5-B



本体式

重量：1.4KG

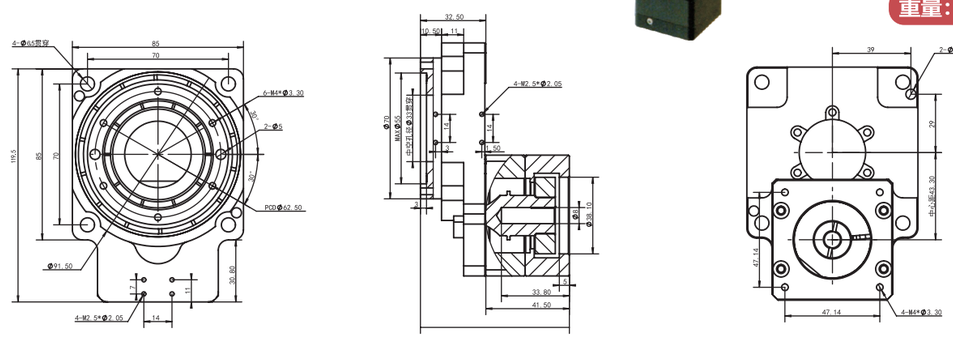

MTN85K-30/40/50-N

用 10 比平台接

重量：2.6KG

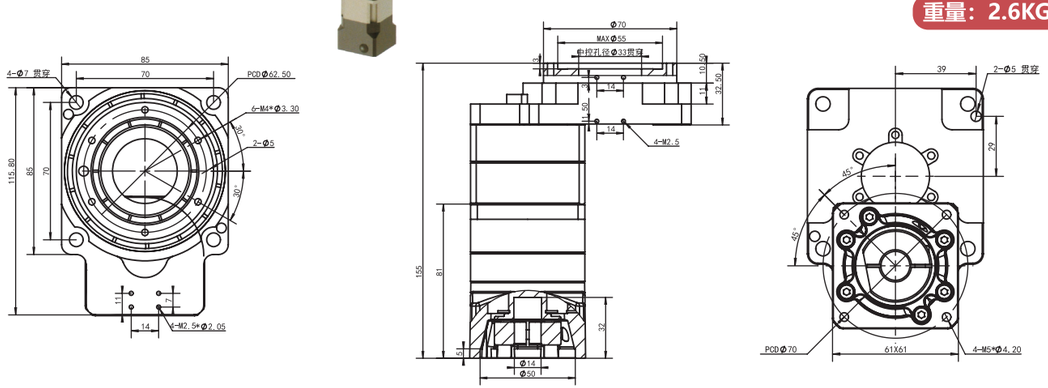

MTN85-15/18-N



本体式，只能配 50-100W 电机

重量：1.4KG

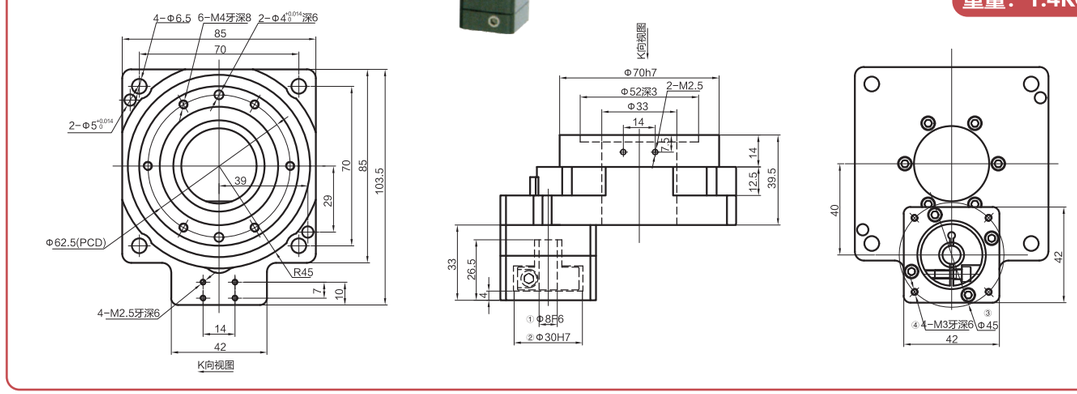

MTN130-10/18-N

本体式

重量：2.5KG

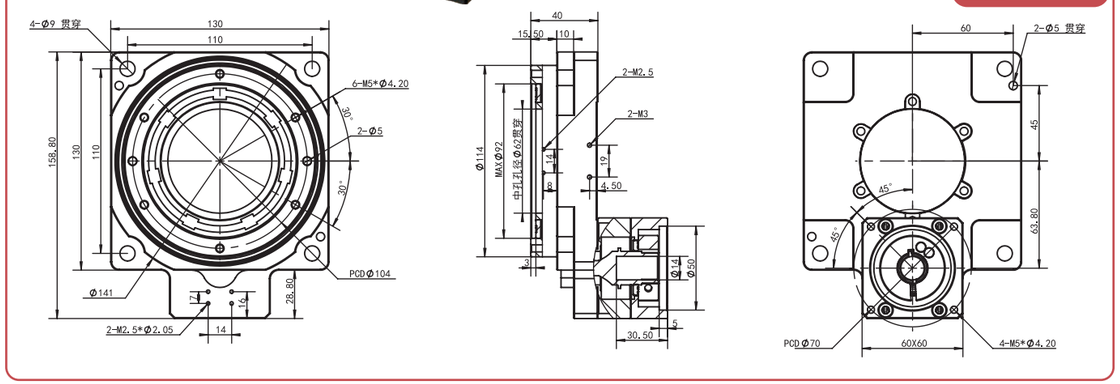

MTN130T-20/30/50-N

用 10 比平台接

重量：3.8KG

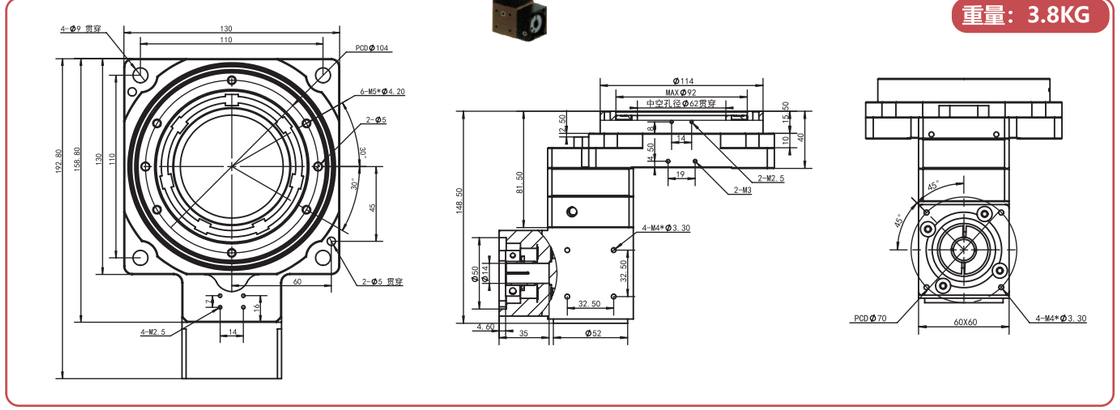

MTN130K-30/40/50-N

用 10 比平台接

重量：3.8KG

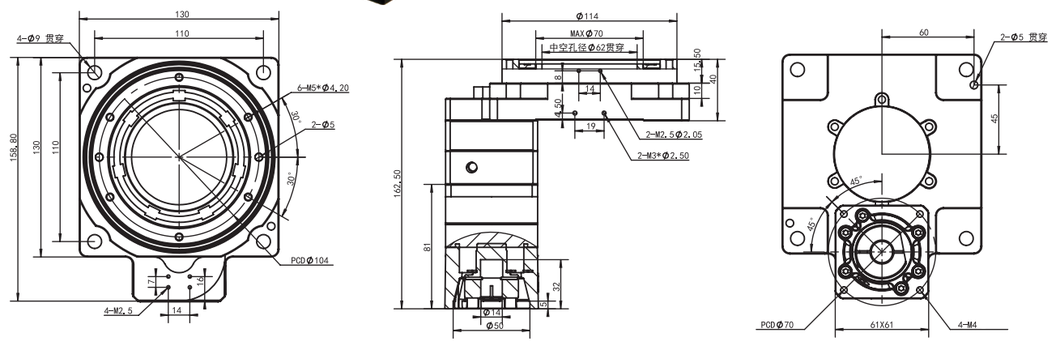

MTN200-10/18-N

本体式

重量：8KG

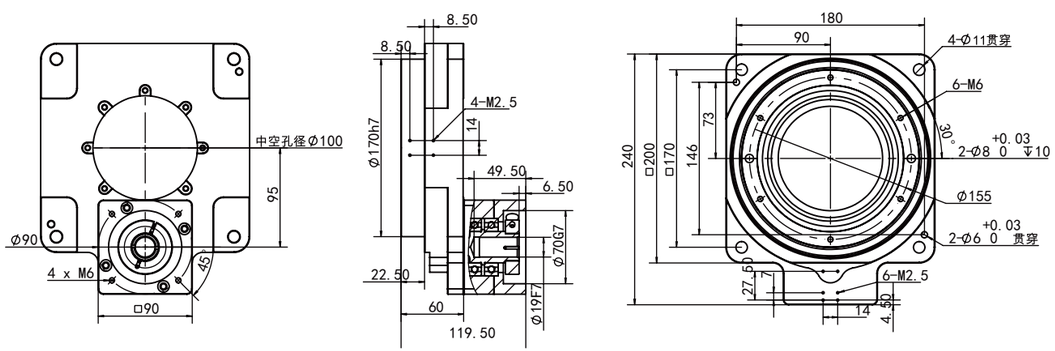

MTN200T-20/30/50-N

用 10 比平台接



重量：12KG

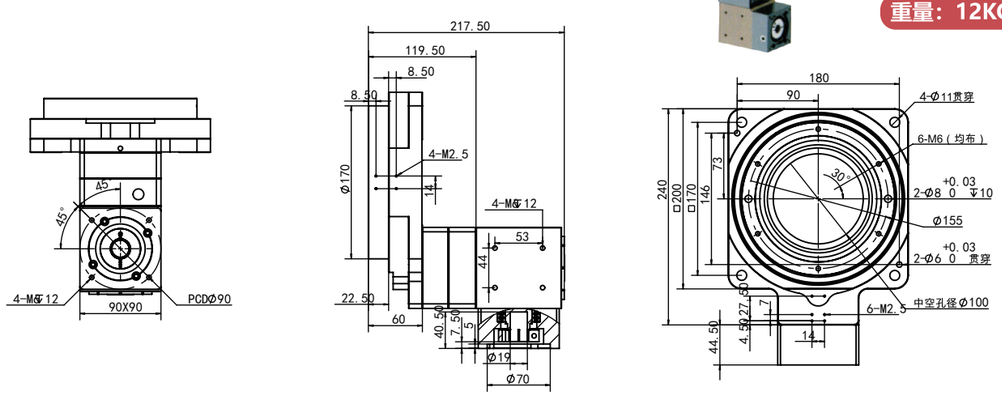

MTN200K-30/40/50-N



用 10 比平台接

重量：11KG

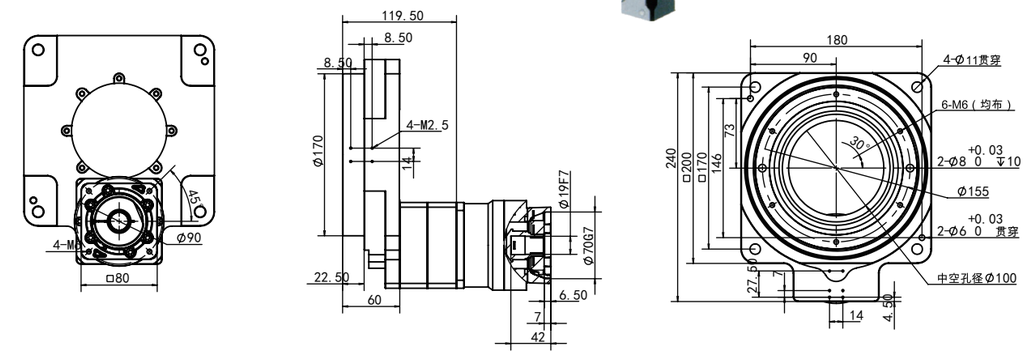

MTN280-10/18-N



本体式

重量：20KG

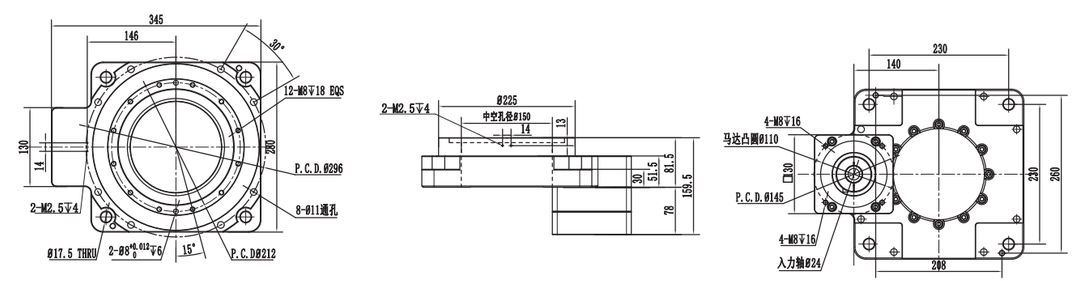

MTN280K-30/40/50-N

用 10 比平台接

重量：28KG

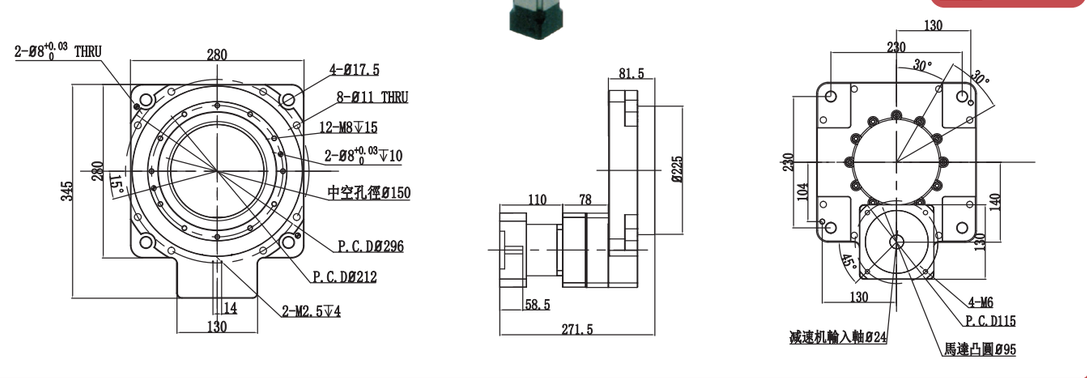

MTN350-10-N

本体式

重量: 25 KG

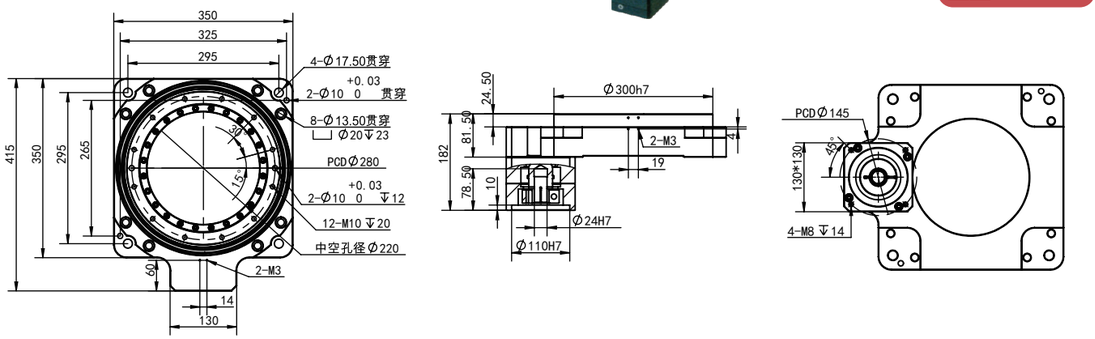

MTN450-10-N

本体式

重量: 75KG

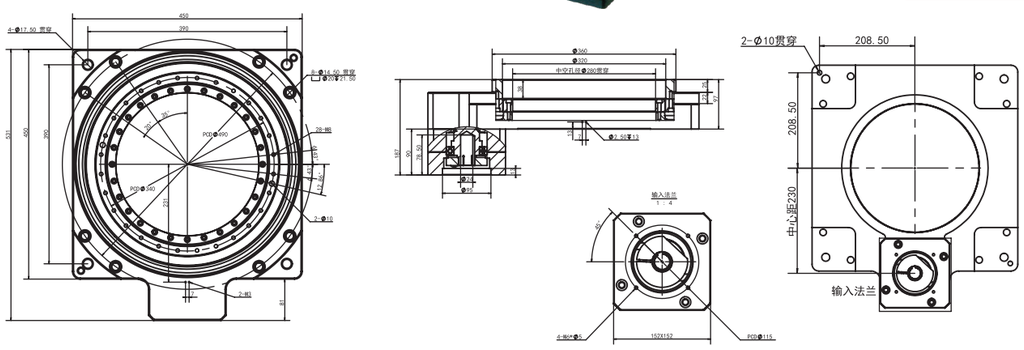

MTN450-20/30/50-N

用 10 比平台接

重量: 83KG

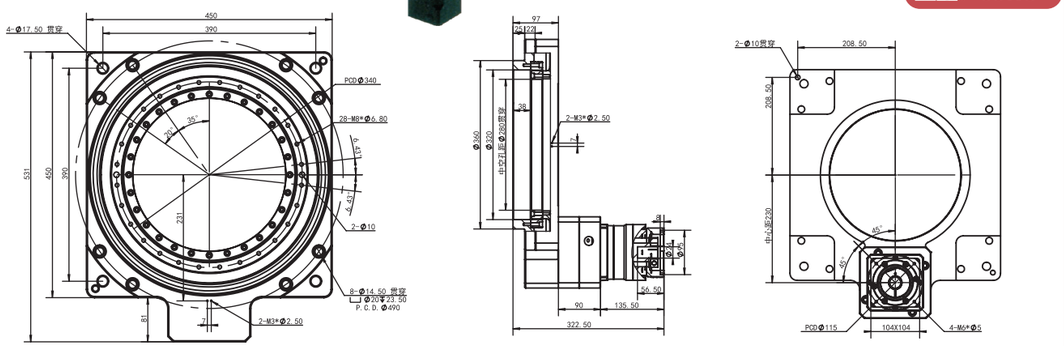

MTN550-10-N

本体式

重量: 75KG

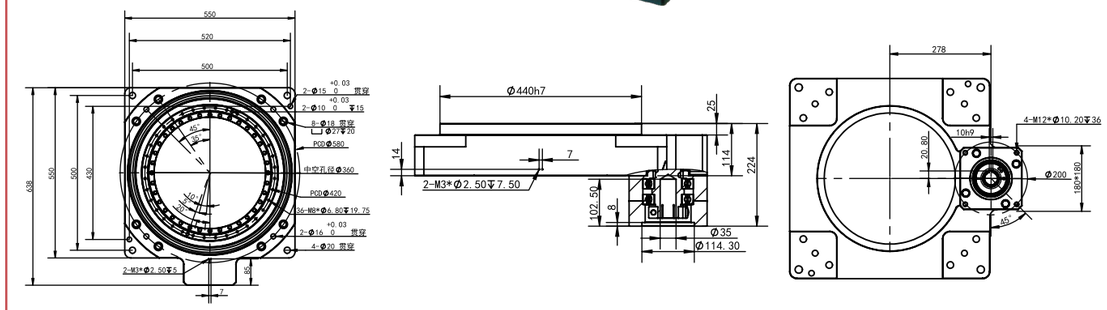

MTN550-20/30/50-N

用 10 比平台接

重量: 83KG

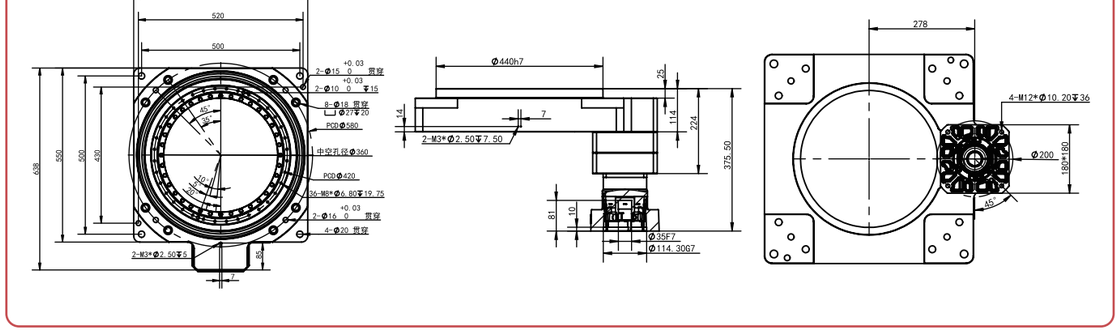

MTN700-10-N

本体式

重量: 165 KG

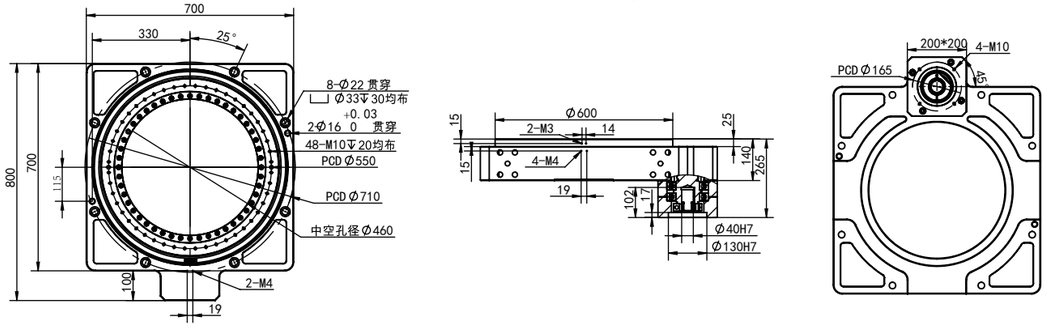

型号说明

系列代码	基座号		减速比		马达规格
ZTT	130	-	30	-	N/B

N伺服
适配200-750W AC伺服马达
B 步进
适配各品牌57型步进马达

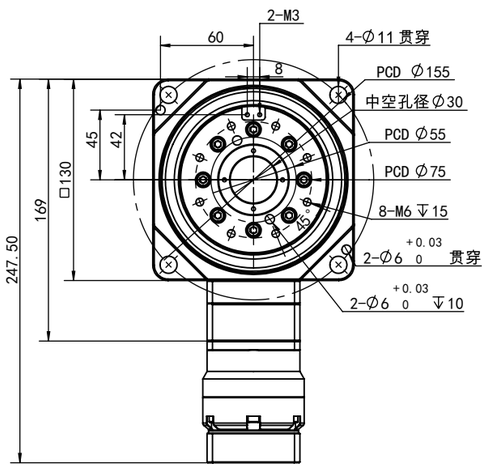

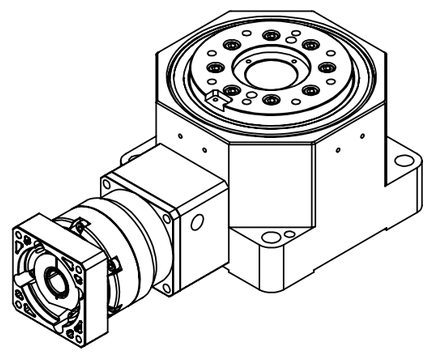

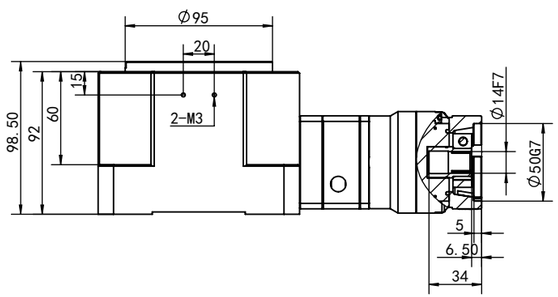

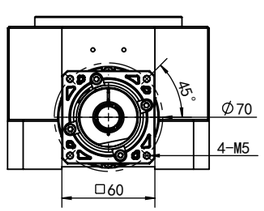

产品型号	单位	ZTT130
整体减速比		9/12/15/18/21/24
适配马达	W	400
轴承结构		交叉滚子轴承
额定输出扭矩	Nm	80
最大输出扭矩	Nm	160
额定输出转速	rpm	200
最大输出转速	rpm	300
背隙 S1	arcmin	≤4
背隙 S2	arcmin	≤8
防护等级		IP65
精度寿命	h	20000
重量	kg	6

型号说明

系列代码	基座号		减速比		马达规格
ZTT	130	-	60	-	N/B

N伺服
适配200-750W 伺服马达
B 步进
适配各品牌57型步进马达

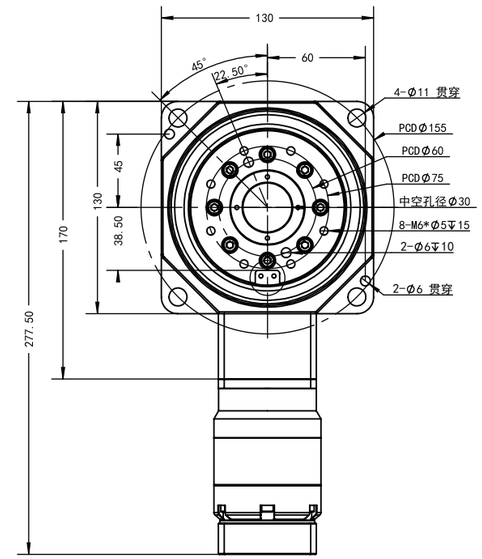

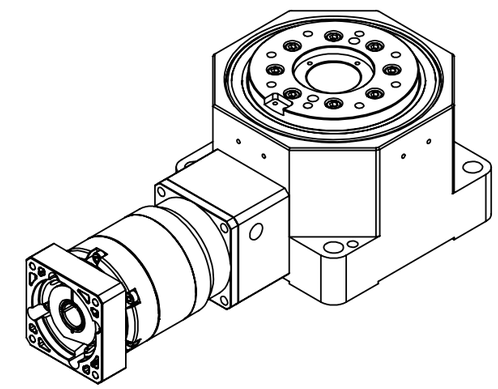

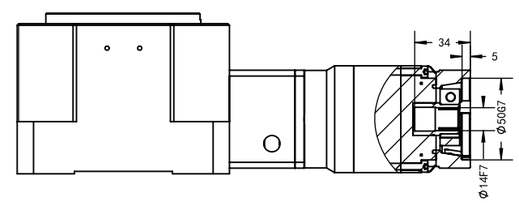

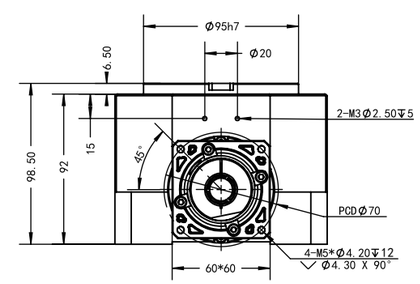

产品型号	单位	ZTT130
整体减速比		36/45/60/75/90/120
适配马达	W	400
轴承结构		交叉滚子轴承
额定输出扭矩	Nm	80
最大输出扭矩	Nm	160
额定输出转速	rpm	200
最大输出转速	rpm	300
背隙 S1	arcmin	≤4
背隙 S2	arcmin	≤8
防护等级		IP65
精度寿命	h	20000
重量	kg	12

型号说明

系列代码	基座号		减速比		马达规格
ZTT	180	-	30	-	N/B

N伺服
适配750W-1.5KW 伺服马达
B 步进
适配各品牌86型步进马达

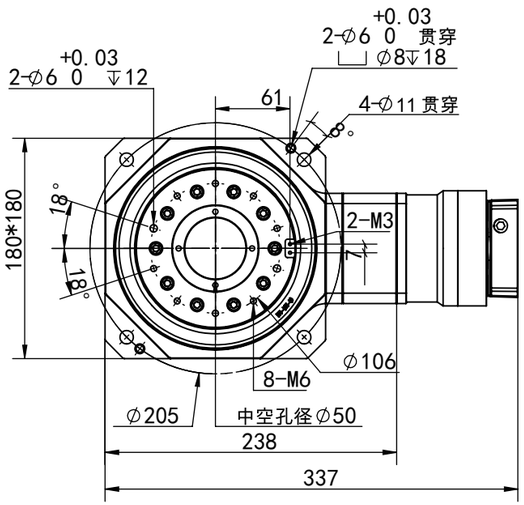

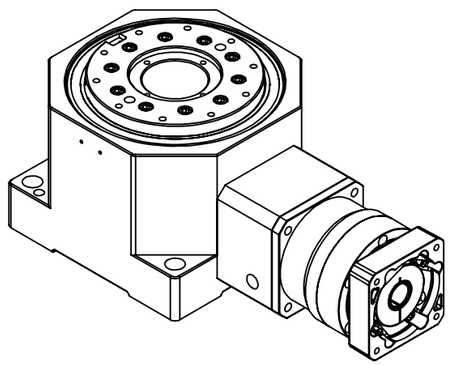

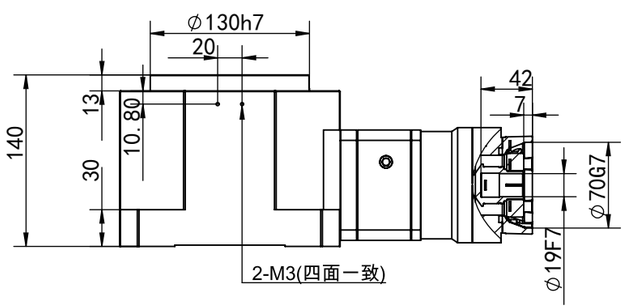

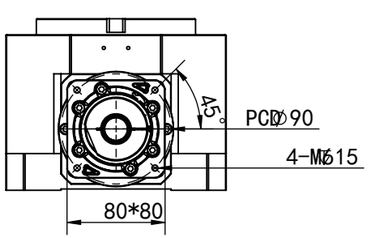

产品型号	单位	ZTT180
整体减速比		9/12/15/18/21/24
适配马达	W	750
轴承结构		交叉滚子轴承
额定输出扭矩	Nm	200
最大输出扭矩	Nm	400
额定输出转速	rpm	200
最大输出转速	rpm	300
背隙 S1	arcmin	≤4
背隙 S2	arcmin	≤8
防护等级		IP65
精度寿命	h	20000
重量	kg	12

型号说明

系列代码	基座号		减速比		马达规格
ZTT	180	-	60	-	N/B

N伺服
适配750W-1.5KW 伺服马达
B 步进
适配各品牌86型步进马达

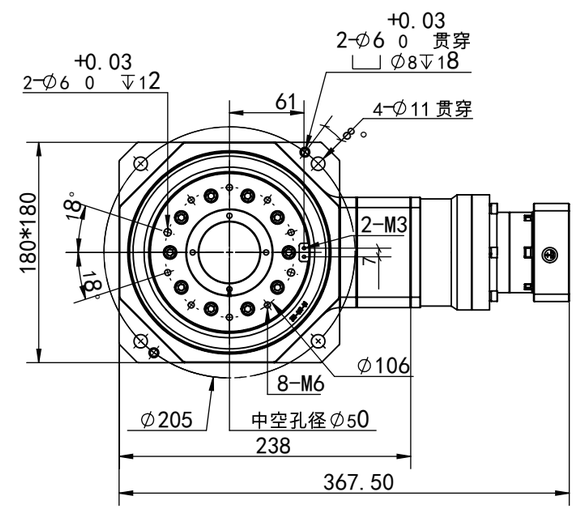

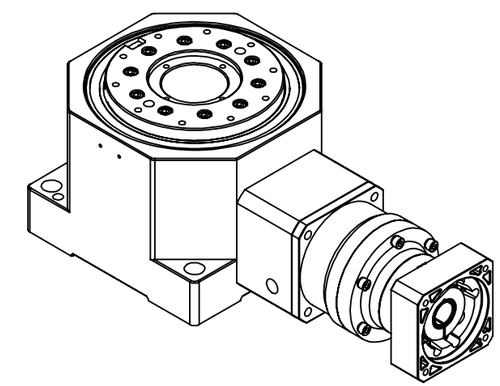

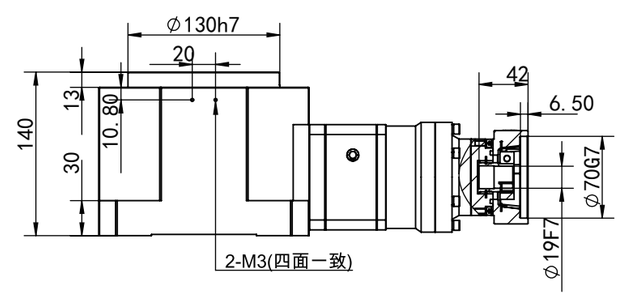

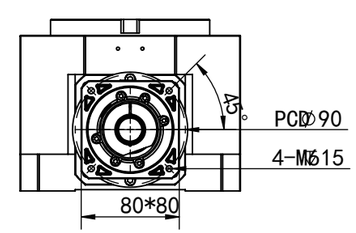

产品型号	单位	ZTT180
整体减速比		36/45/60/75/90/120
适配马达	W	750
轴承结构		交叉滚子轴承
额定输出扭矩	Nm	200
最大输出扭矩	Nm	4000
额定输出转速	rpm	200
最大输出转速	rpm	300
背隙 S1	arcmin	≤4
背隙 S2	arcmin	≤8
防护等级		IP65
精度寿命	h	20000
重量	kg	12

型号说明

系列代码	基座号		减速比		马达规格
ZTT	220	-	30	-	N/B

N伺服
适配750W-4.4KW 伺服马达
B 步进
适配各品牌150型步进马达

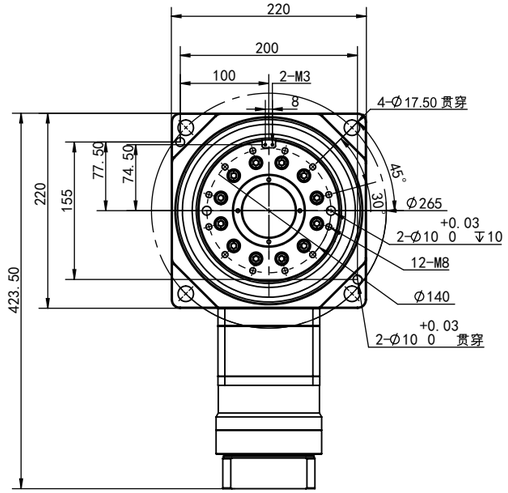

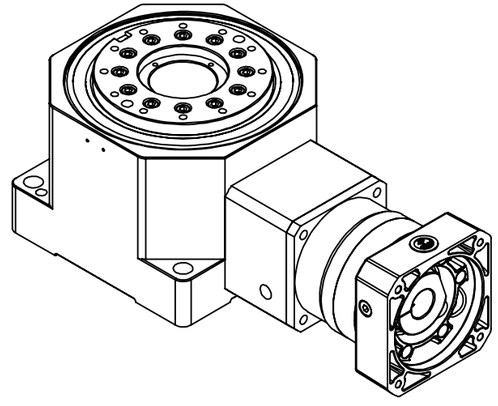

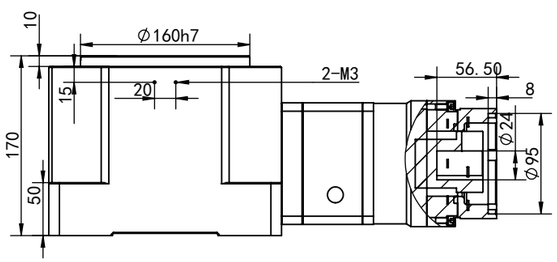

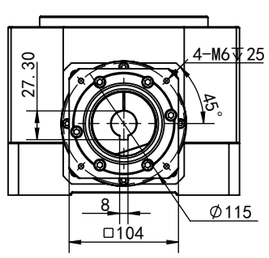

产品型号	单位	ZTT220
整体减速比		36/45/60/75/90/120
适配马达	W	5KW
轴承结构		交叉滚子轴承
额定输出扭矩	Nm	450
最大输出扭矩	Nm	900
额定输出转速	rpm	200
最大输出转速	rpm	300
背隙 S1	arcmin	≤4
背隙 S2	arcmin	≤8
防护等级		IP65
精度寿命	h	20000
重量	kg	35.3

型号说明

系列代码	基座号		减速比		马达规格
ZTT	220	-	60	-	N/B

N伺服
适配750W-2.5KW伺服马达
B 步进
适配各品牌150型步进马达

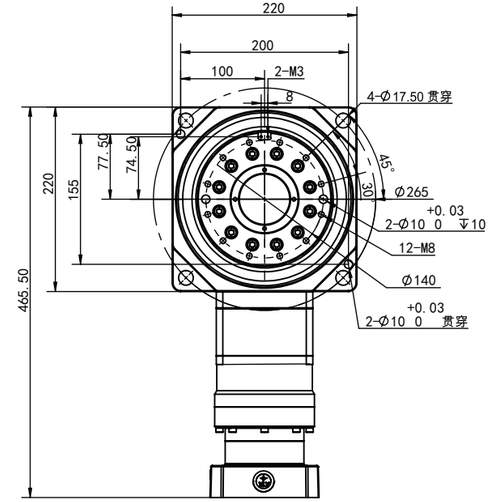

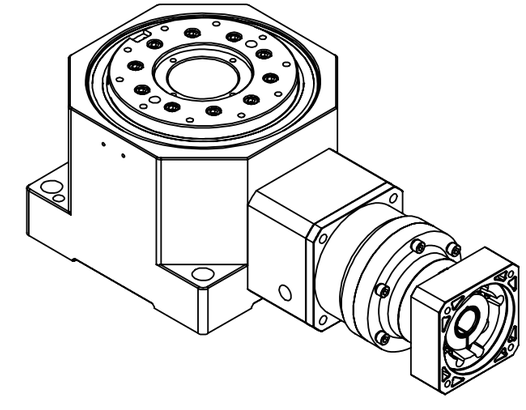

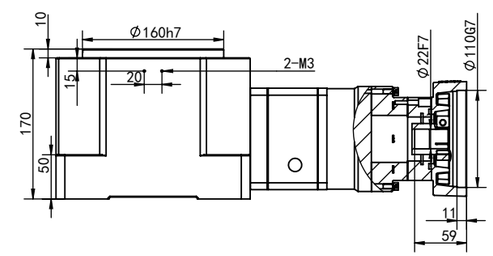

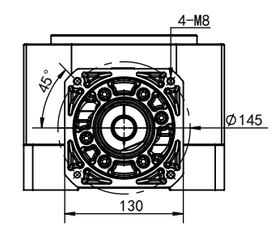

产品型号	单位	ZTT220
整体减速比		9/12/15/18/21/24
适配马达	W	5KW
轴承结构		交叉滚子轴承
额定输出扭矩	Nm	450
最大输出扭矩	Nm	900
额定输出转速	rpm	200
最大输出转速	rpm	300
背隙 S1	arcmin	≤4
背隙 S2	arcmin	≤8
防护等级		IP65
精度寿命	h	20000
重量	kg	35.3

型号说明

系列代码	基座号		减速比		马达规格
ZTT	260	-	30	-	N/B

N伺服
适配1KW-7.5KW 伺服马达
B 步进
适配各品牌150型步进马达

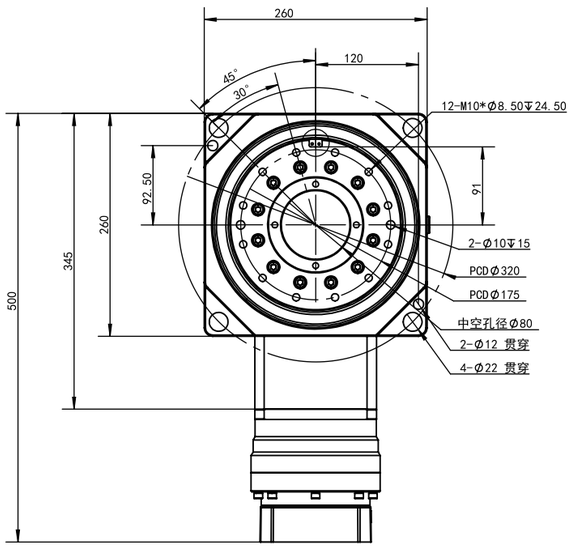

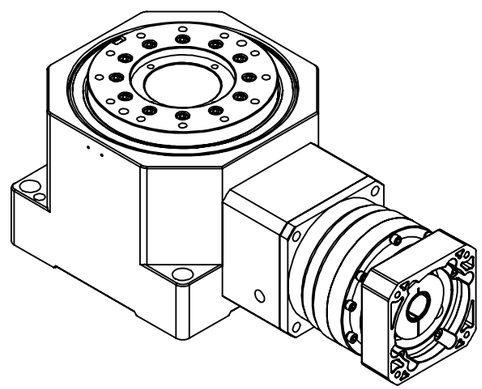

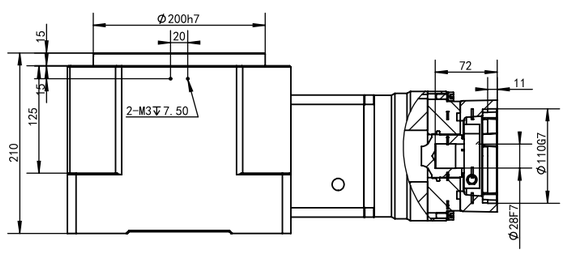

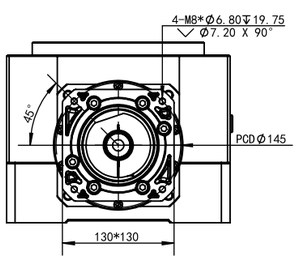

产品型号	单位	ZTT260
整体减速比		9/12/15/18/21/24
适配马达	W	5KW
轴承结构		交叉滚子轴承
额定输出扭矩	Nm	675
最大输出扭矩	Nm	1350
额定输出转速	rpm	200
最大输出转速	rpm	300
背隙 S1	arcmin	≤4
背隙 S2	arcmin	≤8
防护等级		IP65
精度寿命	h	20000
重量	kg	/

型号说明

系列代码	基座号		减速比		马达规格
ZTT	260	-	60	-	N/B

N伺服
适配750W-4.4KW 伺服马达
B 步进
适配各品牌150型步进马达

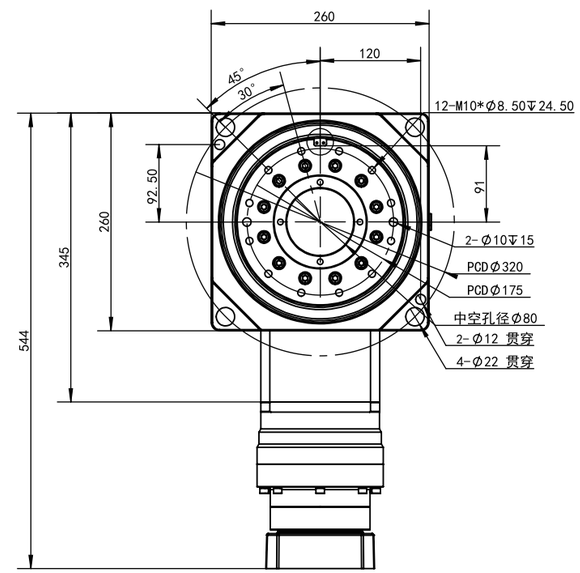

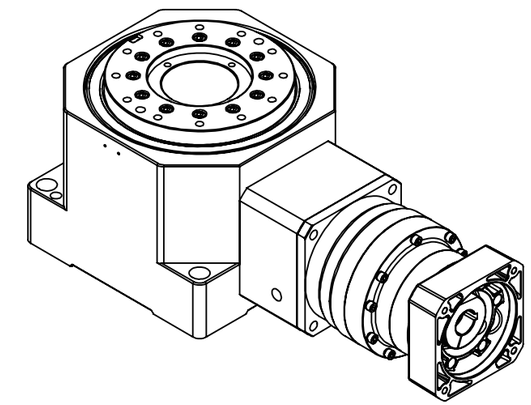

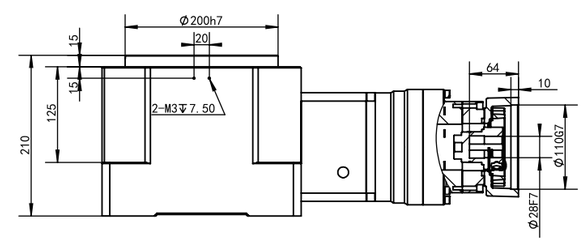

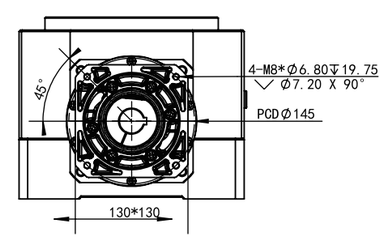

产品型号	单位	ZTT260
整体减速比		36/45/60/75/90/120
适配马达	W	5KW
轴承结构		交叉滚子轴承
额定输出扭矩	Nm	675
最大输出扭矩	Nm	1350
额定输出转速	rpm	200
最大输出转速	rpm	300
背隙 S1	arcmin	≤4
背隙 S2	arcmin	≤8
防护等级		IP65
精度寿命	h	20000
重量	kg	/

型號識別



MTT	–	42	–	05	–	LB-S-LA-LZ
旋轉平臺系列		規格		減速比		選配
		42、60		3、5		N: 伺服電機 B: 步進電機 S: 開環步進電機

MTT42-3/5-N

重量: 1.2KG

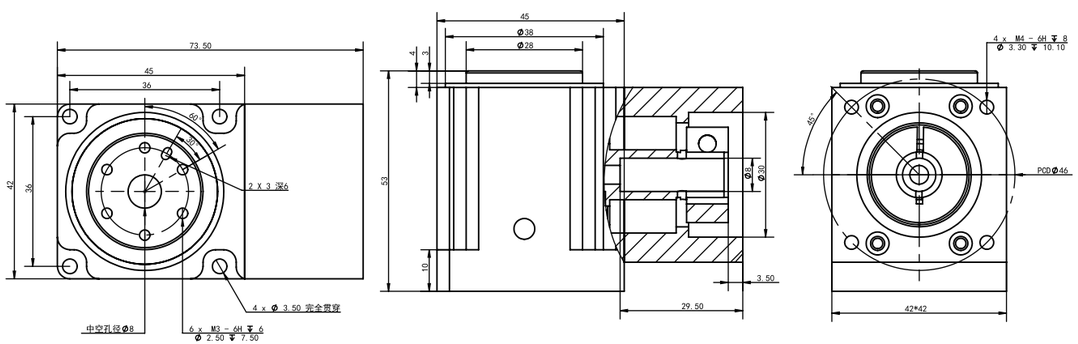

MTT60-5-N

重量: 1.5KG

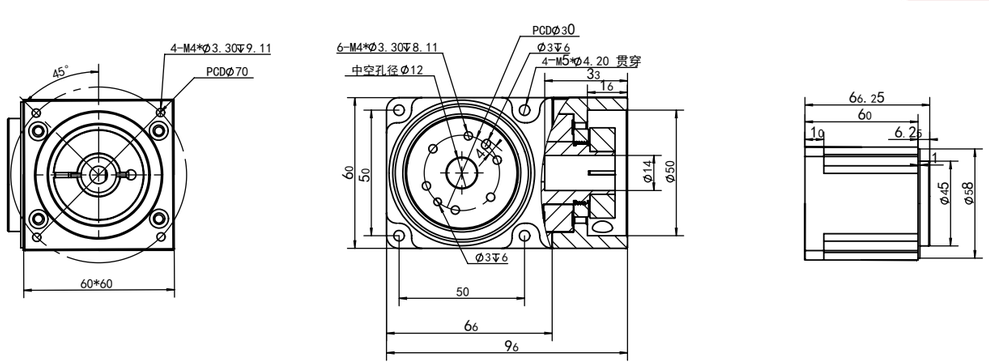

*注意 所有吊装工况请提前咨询我司技术并出具选型报告
输出转速不能超过200转

凸轮转台

型號識別

XLY	–	68HP	–	20	–	N/B
公司		规格类型		减速比		选配电机
		68 82 115 215 315 415				N: 伺服电机 B: 步进电机

参数表

型号	XLY68HP	XLY82HP	XLY90HP	XLY115HP	XLY165HP	XLY215HP	XLY315HP
设计承重(kg)	≤80	≤200	≤280	≤500	≤800	≤1600	≤2500
旋转工装盘最大外径(mm)	≤500	≤800	≤900	≤1200	≤1500	≤2000	≤2500
转台本体减速比i	20	24	20	20	30	40	60
倾覆力矩(N.m)	400	585	625	1028	1800	3500	14000
允许输入扭矩(N.m)	≤30	≤70	≤72	≤90	≤200	≤500	≤500
额定输出扭矩(N.m)	≤260	≤400	≤480	≤1400	≤2000	≤19200	≤30000
允许惯性力矩(N.m)	75	200	220	260	-	-	-
允许输入转速(r/min)	2000	2000	2000	2000	1200	1200	2000
重复定位精度(arc-sec)	±5	±5	±5	±5	±5	±5	±5
定位精度(arc-sec)	±10	±10	±10	±10	±10	±10	±10
旋转平台平行度(mm)	0.02	0.02	0.02	0.02	0.02	0.02	0.02
旋转平台同心度(mm)	0.02	0.02	0.02	0.02	0.02	0.02	0.02
精度寿命(间歇运动)	20000h	20000h	20000h	20000h	20000h	20000h	20000h
结构类型	凸轮滚子+交叉滚子轴承						
适配电机(kw)	0.4/0.75	0.75	0.75	1.5	1.5	2	2
防护等级	IP40	IP40	IP40	IP40	IP40	IP40	IP40
重量(kg)	16	20	24	45	70	120	200

*注意 所有吊装工况请提前咨询我司技术并出具选型报告

68HP-20

重量: 25KG

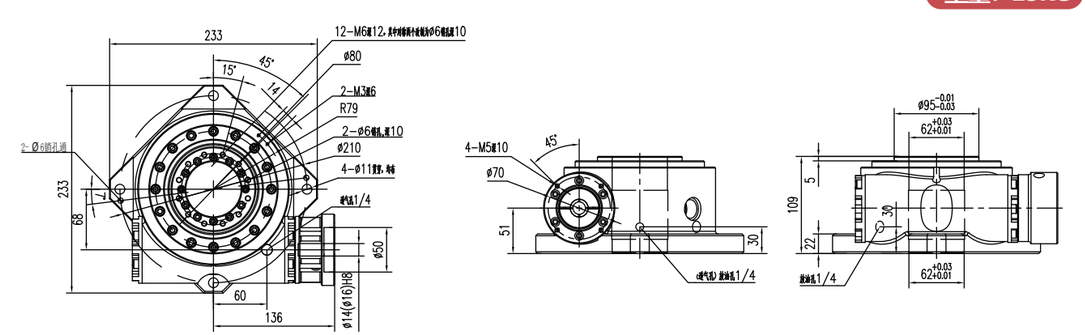

82HP-24

重量：30KG

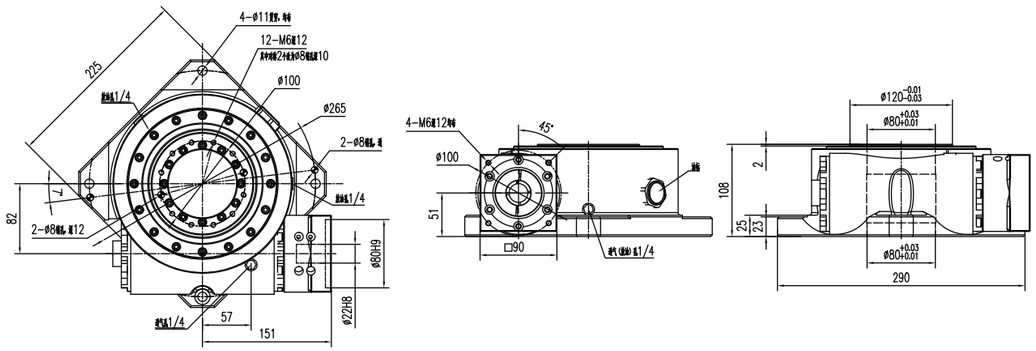

90HP-20

重量：48KG

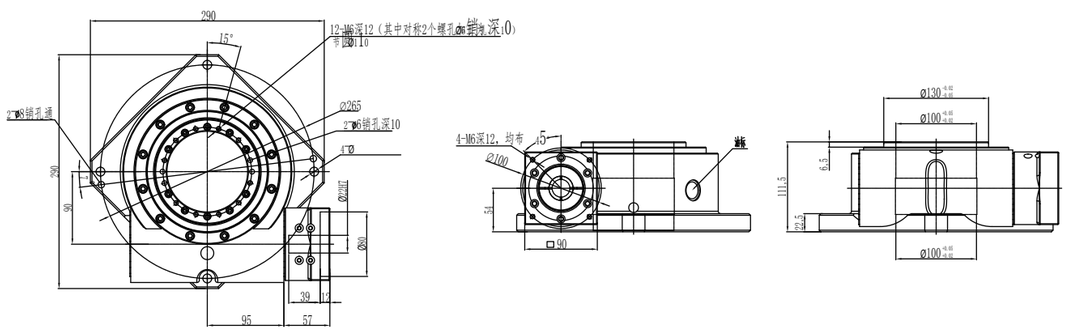

115HP-40

重量：130KG

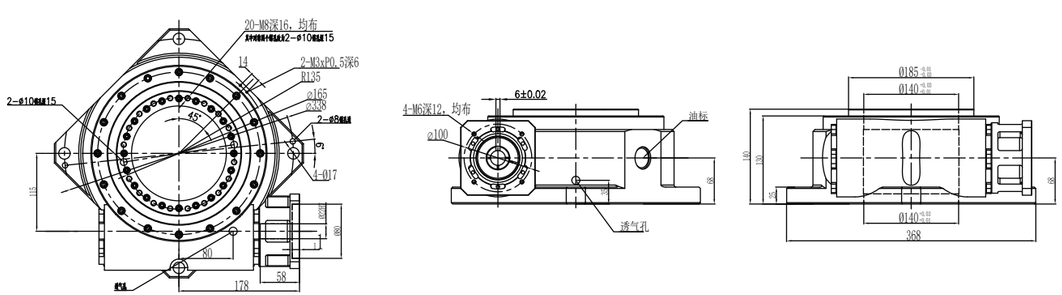

165HP-60

重量：220KG

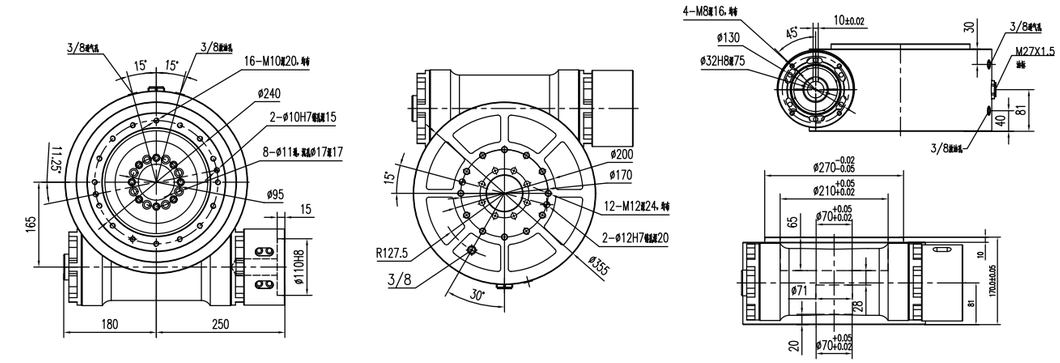

215HP-60

重量：220KG

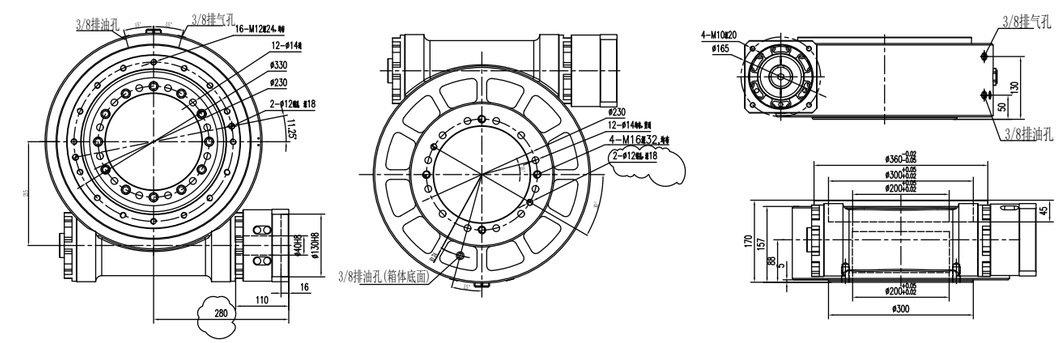

315HP-60

重量：330KG

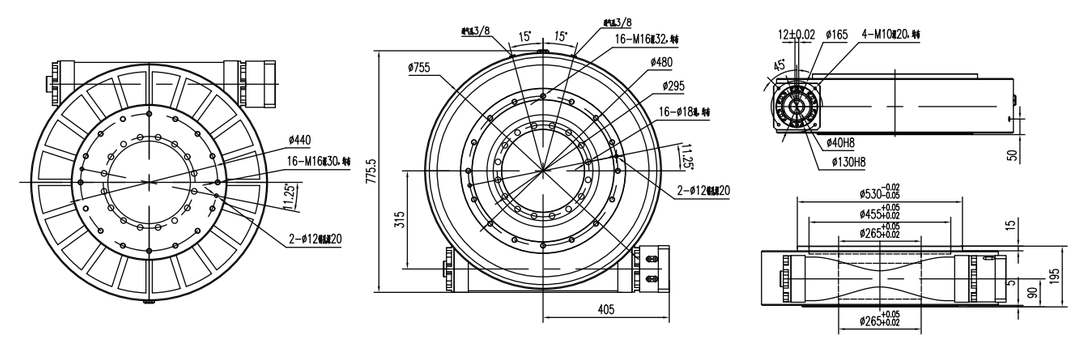

XLA47-7

FRONT VIEW
正视图

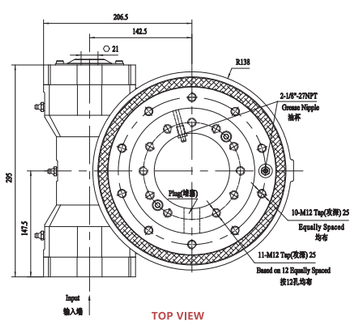

TOP VIEW
俯视图

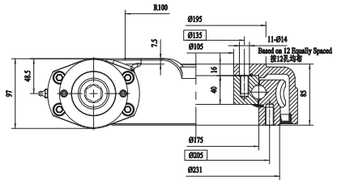

注意：可根据客户要求进行定制化设计
Notice: Customized According To Requests

INPUT

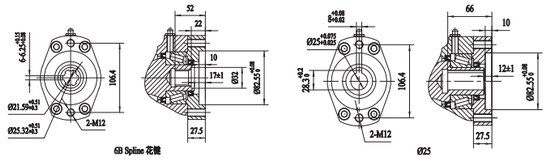

性能参数表
Slewing Drive Performonce Paramerers

Output Torque	Tilting Moment Torque	Holding Torque	Axial Load	Radial Load	Ratio	Backlash	Weight
输出转矩	倾覆力矩	保持力矩	轴向承载力	径向承载力	速比	精度	重量
3.5 kN.m	14.7 kN.m	20.6 kN.m	227 kN	92.7 kN	47:1	≤0.15°	35Kg
2583 lbf.ft	10.8*10³ lbf.ft	15.2*10³ lbf.ft	51*10³ lbf	20.8*10³ lbf			

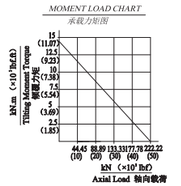

XLA62-9

FRONT VIEW
正视图

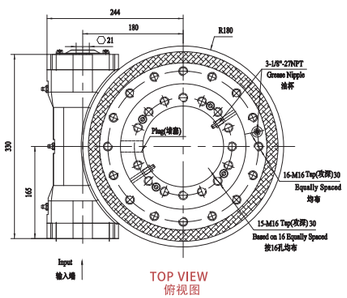

TOP VIEW
俯视图

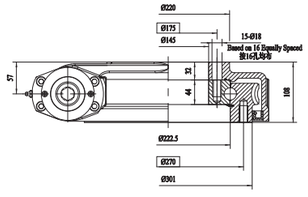

注意：可根据客户要求进行定制化设计
Notice: Customized According To Requests

INPUT

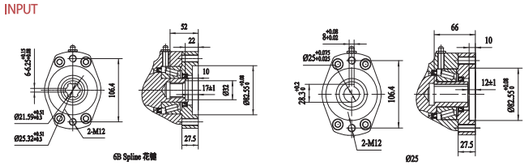

性能参数表
Slewing Drive Performonce Paramerers

Output Torque	Tilting Moment Torque	Holding Torque	Axial Load	Radial Load	Ratio	Backlash	Weight
输出转矩	倾覆力矩	保持力矩	轴向承载力	径向承载力	速比	精度	重量
8 kN.m	35.6 kN.m	39.8 kN.m	580 kN	220 kN	62:1	≤0.15°	52Kg
5904 lbf.ft	26.3*10³ lbf.ft	29.37*10³ lbf.ft	130.3*10³ lbf	49.4*10³ lbf			

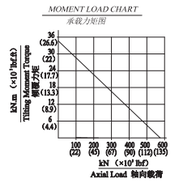

注意 输出转速每分钟不能超过2转

XLA79-12

FRONT VIEW
正视图

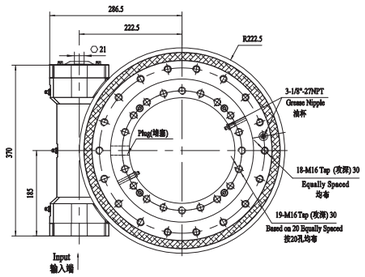

TOP VIEW
俯视图

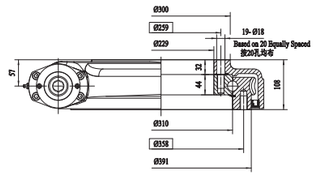

注意：可根据客户要求进行定制化设计
Notice: Customized According To Requests

INPUT

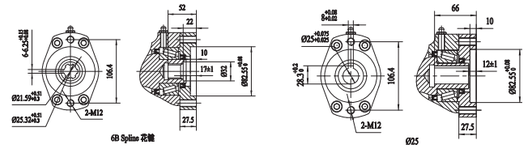

性能参数表
Slewing Drive Performonce Paramerers

Output Torque	Tilting Moment Torque	Holding Torque	Axial Load	Radial Load	Ratio	Backlash	Weight
输出转矩	倾覆力矩	保持力矩	轴向承载力	径向承载力	速比	精度	重量
9.5 kN.m	57 kN.m	44.3 kN.m	760 kN	280 kN	79:1	≤0.15°	67Kg
7011 lbf.ft	41.2*10³ lbf.ft	32.7*10³ lbf.ft	171.1*10³ lbf	62.9*10³ lbf			

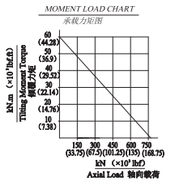

XLA86-14

FRONT VIEW
正视图

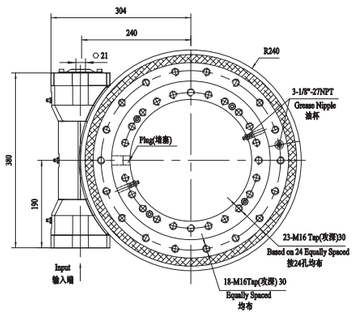

TOP VIEW
俯视图

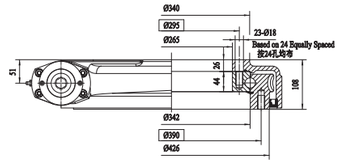

注意：可根据客户要求进行定制化设计
Notice: Customized According To Requests

INPUT

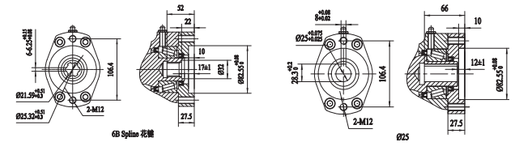

性能参数表
Slewing Drive Performonce Paramerers

Output Torque	Tilting Moment Torque	Holding Torque	Axial Load	Radial Load	Ratio	Backlash	Weight
输出转矩	倾覆力矩	保持力矩	轴向承载力	径向承载力	速比	精度	重量
10.8 kN.m	71.2 kN.m	49.5 kN.m	960 kN	360 kN	86:1	≤0.13°	75Kg
7970 lbf.ft	52.5*10³ lbf.ft	36.5*10³ lbf.ft	215.8*10³ lbf	80.9*10³ lbf			

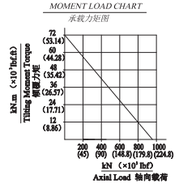

XLA104-17

FRONT VIEW
正视图

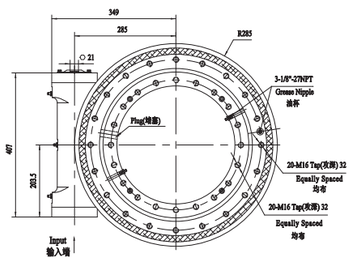

TOP VIEW
俯视图

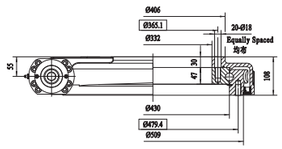

注意：可根据客户要求进行定制化设计
Notice: Customized According To Requests

INPUT

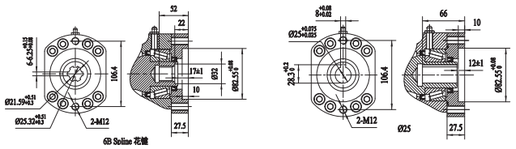

性能参数表
Slewing Drive Performonce Paramerers

Output Torque	Tilting Moment Torque	Holding Torque	Axial Load	Radial Load	Ratio	Backlash	Weight
输出转矩	倾覆力矩	保持力矩	轴向承载力	径向承载力	速比	精度	重量
12.96 kN.m	142.4 kN.m	74 kN.m	1166 kN	435 kN	104:1	≤0.1°	97Kg
9564 lbf.ft	105*10³ lbf.ft	54.6*10³ lbf.ft	262*10³ lbf	97.8*10³ lbf			

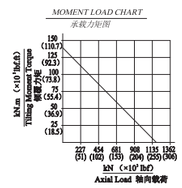

XLA94-19

FRONT VIEW
正视图

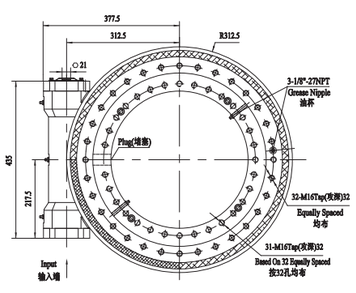

TOP VIEW
俯视图

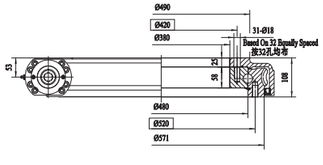

注意：可根据客户要求进行定制化设计
Notice: Customized According To Requests

INPUT

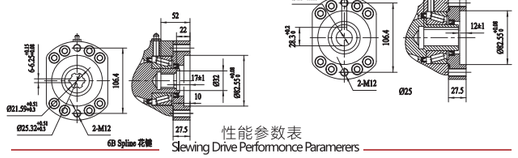

性能参数表
Slewing Drive Performonce Paramerers

Output Torque	Tilting Moment Torque	Holding Torque	Axial Load	Radial Load	Ratio	Backlash	Weight
输出转矩	倾覆力矩	保持力矩	轴向承载力	径向承载力	速比	精度	重量
18.5 kN.m	196 kN.m	82 kN.m	1810 kN	675 kN	94:1	≤0.1°	120Kg
13640 lbf.ft	144.5*10³ lbf.ft	60.5*10³ lbf.ft	406*10³ lbf	151.7*10³ lbf			

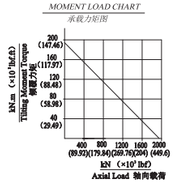

XLA90-21

FRONT VIEW
正视图

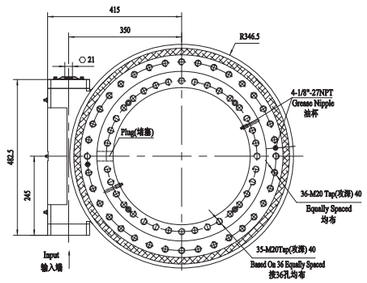

TOP VIEW
俯视图

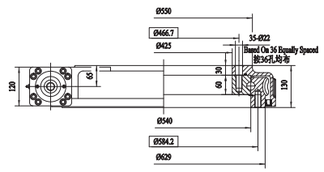

注意：可根据客户要求进行定制化设计
Notice: Customized According To Requests

INPUT

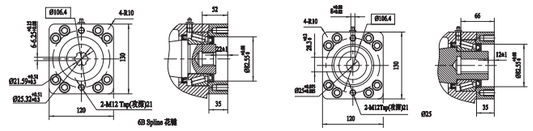

性能参数表
Slewing Drive Performonce Paramerers

Output Torque	Tilting Moment Torque	Holding Torque	Axial Load	Radial Load	Ratio	Backlash	Weight
输出转矩	倾覆力矩	保持力矩	轴向承载力	径向承载力	速比	精度	重量
28.7 kN.m	203 kN.m	107 kN.m	1600 kN	650 kN	90:1	≤0.1°	170Kg
21180 lbf.ft	150*10³ lbf.ft	78.9*10³ lbf.ft	359.7*10³ lbf	146*10³ lbf			

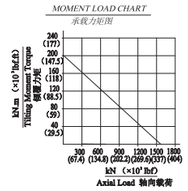

XLA104-25

FRONT VIEW
正视图

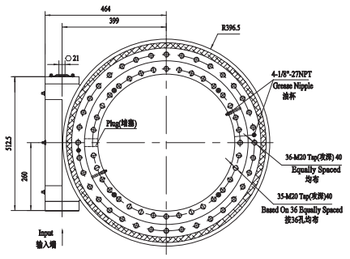

TOP VIEW
俯视图

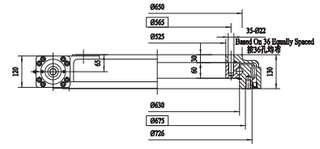

注意：可根据客户要求进行定制化设计
Notice: Customized According To Requests

INPUT

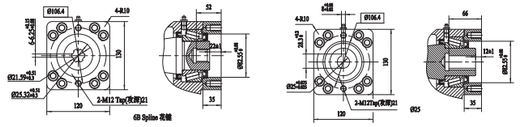

性能参数表
Slewing Drive Performonce Paramerers

Output Torque	Tilting Moment Torque	Holding Torque	Axial Load	Radial Load	Ratio	Backlash	Weight
输出转矩	倾覆力矩	保持力矩	轴向承载力	径向承载力	速比	精度	重量
34.2 kN.m	310 kN.m	160 kN.m	2400 kN	950 kN	104:1	≤0.1°	200Kg
25240 lbf.ft	229*10³ lbf.ft	118*10³ lbf.ft	539.5*10³ lbf	213.6*10³ lbf			

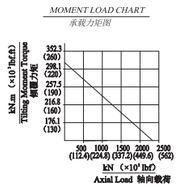

型号定义 / MODEL ILLUMINATE

220	BX	81	RVE	A	B	( )

- ⑦ 电机轴径 Motor shaft diameter
- ⑥ 安装型式 Reducer mounting type
- ⑤ 输入齿轮轴型式 Type of input gear shaft
- ④ 机型代号 Reducer type code
- ③ 减速比 Reduction ratio
- ② 摆线针轮减速器 Cycloidal pin wheel reducer
- ① 代号（外形尺寸） Code (Outline dimension)

● ① **代号，具体见表1** Code, specific see table 1

减速器代号 Reducer Code

E 系列 E Series			C 系列 C Series		
代号 Code	外形尺寸(mm) Outline dimension (mm)	通用型号 General model	代号 Code	外形尺寸(mm) Outline dimension (mm)	原代号 The original code
120	Φ122	6E	10C	Φ145	150
150	Φ145	20E	27C	Φ181	180
190	Φ190	40E	50C	Φ222	220
220	Φ222	80E	100C	Φ250	250
250	Φ244	110E	200C	Φ345	350
280	Φ280	160E	320C	Φ440	440
320	Φ325	320E	500C	Φ520	520
370	Φ370	450E	/	/	/

● ② **BX：摆线针轮减速器** BX: Cycloidal pin wheel reducer

● ③ **81：减速比，具体见表2** 81: Gear ratio, specific see table 2

减速比 Reduction Ratio

E 系列 E Series		C 系列 C Series	
代号 Code	减速比 (输出法兰输出) Reduction ratio (output flange output)	代号 Code	单体减速比 Monomer reduction ratio
120	31, 43, 53.5, 59, 79, 103	10CBX	27.00
150	41, 57, 81, 105, 121, 141, 161	27CBX	36.57
190	41, 57, 81, 105, 121, 153	50CBX	32.54
220	57, 81, 101, 121, 153	100CBX	36.75
250	81, 111, 161, 175.28	200CBX	34.86
280	81, 101, 129, 145, 171	320CBX	35.61
320	81, 101, 118.5, 129, 141, 171, 185	500CBX	37.34
370	81, 101, 118.5, 129, 154.8, 171, 192.4	/	/

注1: E系列如由外壳 (针齿壳) 输出，减速比相应减1。Note 1: E series, such as by the shell (pin shell) output, the corresponding reduction ratio by 1.

注2: C系列减速比是指电机安装在外壳的减速比，如安装在输出法兰侧，减速比相应减1。Note 2: C series gear ratio refers to the motor installed in the casing of the reduction ratio, if installed on the output flange side, the corresponding reduction ratio by 1.

● ④ **减速器机型代号** Reducer type code

RVE: 主轴承内置E型 Main bearing built-in E type

RVC: 中空型 Hollow type

REA: 带输入法兰E型 With input flange E type

RCA: 带输入法兰中空型 With input flange hollow type

● ⑥ **减速器安装型式** Reducer mounting type

B: 输出轴螺栓紧固连接 Output shaft bolt fastening connection

P: 输出轴螺栓及定位销并用型式
Output shaft bolts and locating pins with the type

● ⑤ **输入齿轮轴型式及电机轴径**
Enter the gear shaft type and motor shaft diameter

A: 标准型式A, E系列输入齿轮A轴 (P21) 。
Standard Type A, E Series Input Gear A-axis (P21).
C系列代表标准中心齿轮。C Series represents the standard sun gear.

B: 标准型式B, E系列输入齿轮B轴 (P21) 。
Standard Type B, E Series Input Gear B-axis (P21).

Z: 特配型式。 Special matching type.

W: 无。 Nothing.

TB: C系列 同步带轮输入型式 C series synchronous pulley input type.

● ⑦ **电机轴径** Motor shaft diameter

技术要求
TECHNICAL REQUIREMENT

外观质量、标志：减速机外观应整洁、美观，标志清晰、正确
Appearance Quality, Marks: Reducer Appearance Should Be Neat, Beautiful, Clear, Correct

- 减速机表面不应有碰伤、划痕、毛刺、凹坑和锈蚀等明显缺陷。Reducer's appearance should not be bumps, scratches, burrs, pits and coeeosion etc.
- 紧固件连接应牢靠，锁紧，密封应可靠。Fastener connection should be firm, lock, seal should be reliable.
- 标志的字迹应清晰、正确，经规定的环境条件试验后，标记和字迹仍应清晰可见。Mark should be clear and correct after the testing, the mark should be clearly.
- 减速器应有可靠的防锈措施。Reducer should have reliable anti rust measures.

基本尺寸 Basic Dimensions

- 减速器的外形尺寸、安装尺寸应符合P11~P18和P19~P23的图纸或客户要求并得到客户确认的图纸要求。
  Deceleration device installation size, size should be consistent with the P11~P18 and P19~P23 of the drawing or customer requirements and customer confirmation drawings.
- 输入齿轮轴、安装法兰等可依客户要求生产，生产前相关图纸应得到客户的确认。
  Input shaft and installation flange can be produced as customer's requirements. before the producting, it should get customer's comfirmation drawing.

空转试验 Idle Test

- 空转运行试验：减速器在输入转速≤3000r/min下空载运行10min，减速器运转应平稳正常，无异常或冲击性噪声。
  Noload operating test: After reducers work under noload for 10min with input speed ≤3000r/min, reducer can run steadily, no abnormal or impacting noise.
- 速比试验: 减速器速比应符合标定值。
  Ratio test: The speed ratio of the reducer should be in accordance with the calibration value.

噪声 Noise

- 减速器在输入转速≤3000r/min下空载运行，其噪声应小于75^{+3}dB(A)。
  The reducer running in no-load input speed is less than or equal to 3000r/min, the noise should be less than 75^{+3}dB(A).

转矩 Torque

- 减速器在额定输出转矩条件下连续运转2小时以上，减速器能正常运转，无异音。
  Reducers work continuously for over 2 hours at rated torque, no abnormal noise.
- 减速器在工作环境温度,额定负载下连续工作，减速器壳温升应小于45K，减速器外壳温度小于60℃。
  After reducers work continuously, reducer's temperature should less than 45K, Reducer housing temperature is less than ＜60℃.
- 减速器传动效率应符合表3、表4的要求。
  Gear reducer transmission efficiency should meet the requirements of table 3, table 4.
- E系列减速器输出转矩符合表3的规定。
  E series reducer output torque in accordance with the provisions of table 3.
- C系列减速器输出转矩符合表4的规定。
  C series reducer output torque in accordance with the provisions of table 4.

● **表3–E系列输出转矩及效率** Table 3-E series output torque and efficiency

输出转速项目 Output Speed Project / 型号 Model	5 r/min		15 r/min			25 r/min		30 r/min		容许最高输出转速 Maximum Allowable Loss Out Speed
	输出转矩 Output Torque	输入功率 Input Power	输出转矩 Output Torque	输入功率 Input Power	效率 Efficiency	输出转矩 Output Torque	输入功率 Input Power	输出转矩 Output Torque	输入功率 Input Power	
	N.m	Kw	N.m	Kw	%	N.m	Kw	N.m	Kw	r/min
120BX	115	0.075	58.8	0.115	80	62	0.2	64	0.25	100
150BX	245	0.16	196	0.385	80	153	0.5	153	0.6	75
35BX	329	0.23	254	0.5	80	203	0.71	192	0.8	75
190BX	612	0.4	392	0.77	80	367	1.2	382	1.5	70
65BX	745	0.52	575	1.13	80	460	1.61	435	1.81	70
220BX	1146	0.75	784	1.54	80	673	2.2	637	2.5	70
250BX	1528	1.0	1078	2.12	80	978	3.2	892	3.5	50
280BX	2292	1.5	1568	3.1	80	1437	4.7	1274	5.0	45
320BX	4584	3.0	3136	6.2	80	2903	9.5	2802	11.0	35
370BX	6112	4.0	4410	8.66	80	/	/	/	/	25

注1: 额定转矩是指输出转速为15 r/min时的输出转矩。输入功率考虑了减速器的效率。
Note 1: The rated torque is the output torque of the output speed of 15 r/min. The input power considers the efficiency of the reducer.

注2: 转矩计算公式 Note 2: Torque calculation formula:
T=9549XPXη/N （T: 转矩Nm, P: 功率Kw, N: 转速r/min, η: 效率%）。T=9549XPXη/N (T: Torque Nm, P: Power Kw, N: Speed r/min, η: Efficiency %).

● **表4–C系列输出转矩及效率** Table 4-C output series torque and efficiency

型号 Model / 输出转速项目 Output Speed Project	5 r/min 输出转矩 Output Torque N.m	5 r/min 输入功率 Input Power Kw	15 r/min 输出转矩 Output Torque N.m	15 r/min 输入功率 Input Power Kw	15 r/min 效率 Efficiency %	25 r/min 输出转矩 Output Torque N.m	25 r/min 输入功率 Input Power Kw	30 r/min 输出转矩 Output Torque N.m	30 r/min 输入功率 Input Power Kw	容许最高输出转速 Maximum Allowable Loss Out Speed r/min
10CBX	134	0.09	98	0.20	78	89	0.3	87	0.35	80
27CBX	372	0.25	264	0.54	78	239	0.8	223	0.90	60
50CBX	745	0.50	490	1.00	78	447	1.5	434	1.75	50
100CBX	1490	1.00	980	2.00	78	894	3.0	819	3.30	40
120CBX	1490	1.00	1176	2.36	78	941	3.16	856	3.45	40
200CBX	2235	2.00	1960	4.00	78	1788	6.0	1638	6.60	30
320CBX	4470	3.00	3136	6.30	78	2830	9.5	/	/	25
500CBX	7003	4.70	4900	10.0	78	/	/	/	/	20

注1: 额定转矩是指输出转速为15rpm时的输出转矩。输入功率考虑了减速器的效率。
Note 1: The rated torque is the output torque of the output speed of 15rpm. The input power considers the efficiency of the reducer.

注2: 转矩计算公式 Note 2: Torque calculation formula:
T=9549XPXη/N （T: 转矩Nm, P: 功率Kw, N: 转速RPM, η: 效率% ）。T=9549XPXη/N (T: Torque Nm, P: Power Kw, N: Speed RPM, η: Efficiency %).

传动精度、扭转刚度、齿隙与回差 Transmission Precision, Torsional Stiffness, Backlash And Backlash

- 减速器扭转刚度、齿隙和回差应符合表5及表6的要求。
  The torsional stiffness, backlash and backlash of the gear reducer shall meet the requirements of table 5 and table 6.
- 减速器传动精度应符合表5及表6的要求。
  The transmission accuracy of gear reducer shall conform to the requirements of table 5 and table 6.

寿命 Life

- 减速器在额定转速和额定负载下运转，减速器工作寿命应为6000小时以上。
  When the reducer is working on rated speed and on-loading, reducer 's lift time is more than 6000 hours.

容许力矩（弯矩） Allowable Torque (Bending Torque)

- 瞬时容许力矩一般为减速器容许力矩的2倍。
  The instant allowable torque is generally twice the allowable torque of the reducer.
- 减速器容许力矩应符合表5、表6的要求。
  The allowable torque of the gear reducer shall meet to the requirements of table 5 and table 6.

过载 Overload

- 减速机在额定扭矩的125%进行过载试验运行5min，运行期间不得有异常噪声和损坏等现象。
  After reducer working under over-load for 5min with 125% rated torque, dudring the running, it have no noise and other damage.

减速器技术参数参见表5及表6 Reducer Technical Parameters See Table 5 And Table 6

● **表5–C系列技术参数** Table 5-C series of technical parameters

型号 Model / 项目 Project	减速器单体减速比 Retarder Monomer Reduction Ratio	容许力矩 Allowable Moment N.m	扭转刚度 Torsional Rigidity N.m/(Arc.min)	启动停止许用输出转矩 Stat And Stop Allowing Output Torque N.m	瞬时容许最大转矩 Instantaneous Maximum Torque N.m	传动精度 Transmission Accuracy Arc.min	齿隙回差 Backlash Of Backlash Arc.min	寿命 Life h	减速器单体惯性力矩 Retarder Inertia Moment Kg.m²	重量 Weight kg
10CBX	27.00	686	47	245	490	1.0	1.0	6000	$1.380X10^{-5}$	4.60
27CBX	36.57	980	147	662	1323	1.0	1.0	6000	$0.550X10^{-4}$	8.50
50CBX	32.54	1764	255	1225	2450	1.0	1.0	6000	$1.820X10^{-4}$	14.6
100CBX	36.75	2450	510	2450	4900	1.0	1.0	6000	$0.475X10^{-3}$	19.5
120CBX	36.75	2940	588	2990	5880	1.0	1.0	6000	$0.475X10^{-3}$	19.5
200CBX	34.86	8820	980	4900	9800	1.0	1.0	6000	$1.390X10^{-3}$	55.6
320CBX	35.61	20580	1960	7840	15680	1.0	1.0	6000	$0.518X10^{-2}$	79.5
500CBX	37.34	34300	3430	12250	24500	1.0	1.0	6000	$0.996X10^{-2}$	154

说明Note: 惯性力矩值是减速器单体的值，不考虑中心齿轮、输入齿轮的惯性力矩。电机轴换算的惯性力矩值请参照以下公式计算。
Inertial moment value is the value of the reducer unit, without considering the inertial moment of the central gear and the input gear. For the inertia moment value converted by the motor shaft, refer to the following formula.

$$\frac{\text{惯性力矩(减速器单体)+中心齿轮的惯性力矩 Inertia moment (Reducer Unit) + Inertia moment of the central gear}}{\text{(中心齿轮大齿轮的齿数/输入齿轮的齿数)}^2 \text{ (Tooth Number of Central Gear/Tooth Number of Input Gear)}^2} + \text{输入齿轮的惯性力矩 Inertia moment of input gear}$$

● **表6–E系列技术参数** Table 6-E series of technical parameters

型号 Model / 项目 Project	速比值 Ratio Value 轴输出 Axis Output	容许力矩 Allowable Moment N.m	扭转刚度 Torsional Rigidity N.m/(Arc.min)	启动停止许用输出转矩 Stat And Stop Allowing Output Torque (N.m)	瞬时容许最大转矩 Instantaneous Maximum Torque N.m	传动精度 Transmission Accuracy Arc.min	齿隙回差 Backlash Of Backlash Arc.min	寿命 Life h	惯性力矩 (I=GD²/4) Moment of inertia 输入轴换算值 Input axis conversion value (kg-m²)	重量 Weight kg
120BX	53.50	196	20	117	294	1.5	1.5	6000	$1.53X10^{-6}$	2.50
	59.00								$1.39X10^{-6}$	
	79.00								$1.09X10^{-6}$	
	103.0								$0.74X10^{-6}$	
150BX	41/57/81.00	880	49	412	820	1.0	1.0	6000	$6.07X10^{-6}$	4.70
	105.0								$4.32X10^{-6}$	
	121.0								$3.56X10^{-6}$	
	141.0								$2.88X10^{-6}$	
	161.0								$2.39X10^{-6}$	
35BX	81.00	1103	73	530	1190	1.0	1.0	6000	$6.07X10^{-6}$	4.6
	105.0								$4.32X10^{-6}$	
	121.0								$3.56X10^{-6}$	
	141.0								$2.88X10^{-6}$	
	161.0								$2.39X10^{-6}$	
190BX	41/57/81.00	1600	108	1029	2000	1.0	1.0	6000	$2.20X10^{-5}$	9.30
	105.0								$1.63X10^{-5}$	
	121.0								$1.37X10^{-5}$	
	153.0								$1.01X10^{-5}$	
65BX	81.00	1916	162	1380	2690	1.0	1.0	6000	$2.20X10^{-5}$	9.50
	105.0								$1.63X10^{-5}$	
	121.0								$1.37X10^{-5}$	
	153.0								$1.01X10^{-5}$	
220BX	81.00	2000	196	1960	3600	1.0	1.0	6000	$6.00X10^{-5}$	13.1
	101.0								$4.82X10^{-5}$	
	121.0								$3.96X10^{-5}$	
	153.0								$2.98X10^{-5}$	
250BX	81.00	2900	294	2695	5380	1.0	1.0	6000	$9.88X10^{-5}$	17.4
	111.0								$6.96X10^{-5}$	
	161.0								$4.36X10^{-5}$	
	175.28								$3.89X10^{-5}$	
280BX	81.00	3900	392	3920	7800	1.0	1.0	6000	$1.77X10^{-4}$	26.4
	101.0								$1.40X10^{-4}$	
	129.0								$1.06X10^{-4}$	
	145.0								$0.87X10^{-4}$	
	171.0								$0.74X10^{-4}$	
320BX	81.00	7000	980	7840	15600	1.0	1.0	6000	$4.83X10^{-4}$	44.3
	101.0								$3.79X10^{-4}$	
	118.5								$3.15X10^{-4}$	
	129.0								$2.84X10^{-4}$	
	141.0								$2.54X10^{-4}$	
	171.0								$1.97X10^{-4}$	
	185.0								$1.77X10^{-4}$	
370BX	81.00	8820	1176	11025	22000	1.0	1.0	6000	$8.75X10^{-4}$	66.4
	101.0								$6.91X10^{-4}$	
	118.5								$5.75X10^{-4}$	
	129.0								$5.20X10^{-4}$	
	154.8								$4.12X10^{-4}$	
	171.0								$3.61X10^{-4}$	
	192.4								$3.07X10^{-4}$	

润滑 LUBRICATION

减速器出厂时未填充润滑油脂，在安装时填充建议的润滑油脂，充填量约为减速器内部空腔体积的70~90%

The lubrication grease is not filled before gearbox leave factory. Please fill in the suggested lubrication grease during assembly, the amount is roughly 70～90% of the gearbox inside cavity volume

润滑油脂一般更换时间为2000小时。润滑油脂被污染或在恶劣的环境下使用时，需检查润滑油脂老化、被污染的情况，并规定更换时间

Lubricating grease is generally replaced in 2000 hours. When the grease is contaminated or is used in harsh environment, it is necessary to check the condition of aging and pollution, and to change the time

减速器使用润滑油脂：Molywhite RE–00 或VIGO–grease REO 其它相同品级精密减速器专用润滑脂

Reducer using lubricating oil: Molywhite RE-00 or VIGO–grease REO other similar grade precision reducer special grease

REA系列外形尺寸图
REA SERIES OUTLINE DIMENSION DRAWING

■120BX-REA2 外形图 120BX-REA2 Outline Drawing

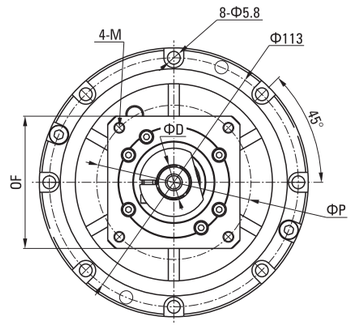

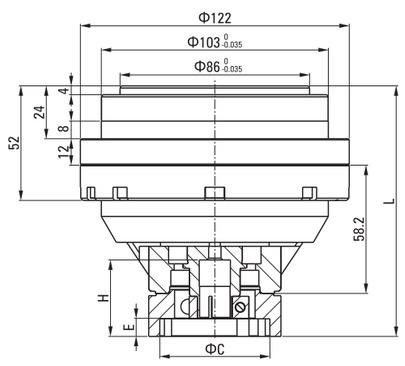

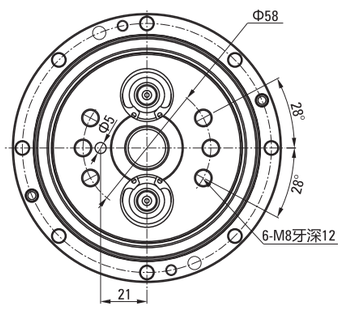

马达种类 Type Motor	M41	M42
C	50	50
D	11/14	11/14
E	8	8
F	60	60
H	34	34
L	113.7	113.7
M	M4	M5
P	70	70

● **说明** Note:

1. 本图适用电机轴: <=14；电机轴用锁紧器锁紧。This figure applies to the motor shaft: <=14; motor shaft lock use locker.
2. 减速机速比: (31,43,53.5,59,79,103):1 (轴输出)。Speed reduction ratio: (31,43,53.5,59,79,103): 1 (shaft output).
3. 润滑油脂: VIGO GREASE RE0 或 RE-00 (MOLYWHITE)。Lubricants: VIGO GREASE RE0 or RE-00 (MOLYWHITE).
4. 额定输出扭矩: 58N.m (输出转速: 15R/Min)。Rated output torque: 58N.m (output speed: 15R/Min).
5. 电机安装法兰依电机型号提供。Motor mounting flange according to motor model.

REA系列外形尺寸图
REA SERIES OUTLINE DIMENSION DRAWING

■150BX-REA2 外形图 150BX-REA2 Outline Drawing

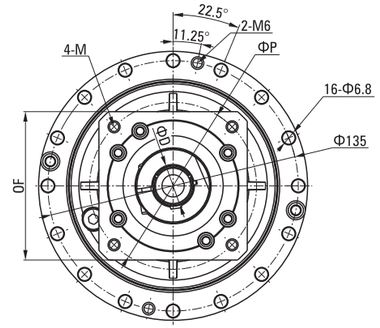

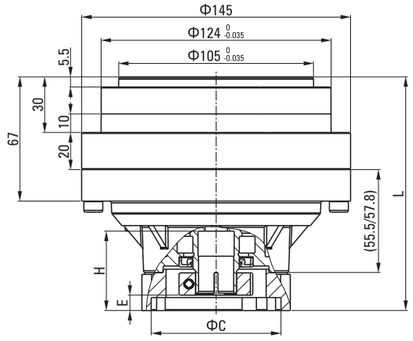

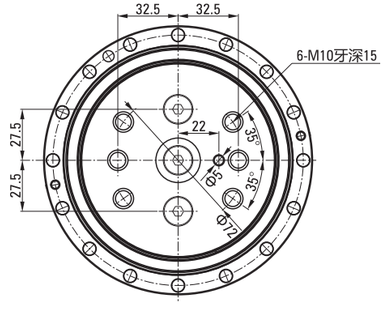

马达种类 Type Motor	M59A	M59B
C	50	50
D	14	14
E	5	5
F	80	80
H	35	35
K	-	-
L	123	123
L (41,57K)	113	113
M	M4	M5
P	70	70

马达种类 Type Motor	M51	M52
C	70	70
D	19	19
E	8	8
F	80	80
H	45	45
K	6	6
L	128.3	128.3
L (41,57K)	-	-
M	M5	M6
P	90	90

马达种类 Type Motor	M53	M51
C	80	70
D	19	19
E	8	8
F	90	80
H	45	42
K	6	无键型
L	128.3	126
L (41,57K)	-	116
M	M6	M5
P	100	90

马达种类 Type Motor	M52	M53
C	70	80
D	19	19
E	8	8
F	80	90
H	42	42
K	无键型	无键型
L	126	126
L (41,57K)	116	116
M	M6	M6
P	90	100

● **说明** Note:

1. 本图适用电机轴: <=19x40L；电机轴用锁紧器锁紧。This figure applies to the motor shaft: <=19x40L; motor shaft lock use locker.
2. 减速机速比: (41,57,81,105,121,141,161):1 (轴输出)。Speed reduction ratio: (41,57,81,105,121,141,161): 1 (shaft output).
3. 润滑油脂: VIGO GREASE RE0 或 RE-00 (MOLYWHITE)。Lubricants: VIGO GREASE RE0 or RE-00 (MOLYWHITE).
4. 额定输出扭矩: 196N.m (输出转速: 15R/Min)。Rated output torque: 196N.m (output speed: 15R/Min).
5. 电机安装法兰依电机型号提供。Motor mounting flange according to motor model.

REA系列外形尺寸图
REA SERIES OUTLINE DIMENSION DRAWING

35BX-REA2 外形图 35BX-REA2 Outline Drawing

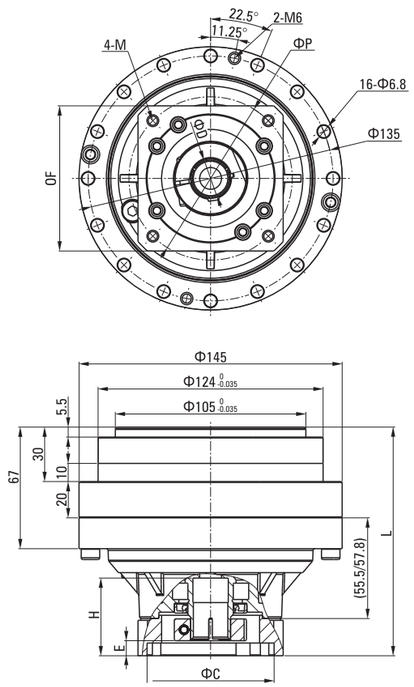

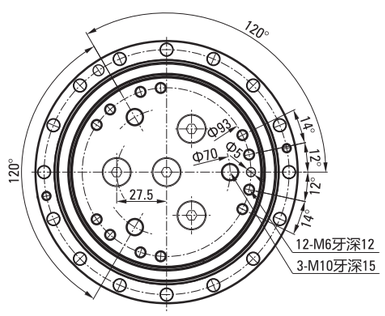

马达种类 Type Motor	M59A	M59B
C	50	50
D	14	14
E	5	5
F	80	80
H	35	35
K	-	-
L	123	123
L (41,57K)	113	113
M	M4	M5
P	70	70

马达种类 Type Motor	M51	M52
C	70	70
D	19	19
E	8	8
F	80	80
H	45	45
K	6	6
L	128.3	128.3
L (41,57K)	-	-
M	M5	M6
P	90	90

马达种类 Type Motor	M53	M51
C	80	70
D	19	19
E	8	8
F	90	80
H	45	42
K	6	无键型
L	128.3	126
L (41,57K)	-	116
M	M6	M5
P	100	90

马达种类 Type Motor	M52	M53
C	70	80
D	19	19
E	8	8
F	80	90
H	42	42
K	无键型	无键型
L	126	126
L (41,57K)	116	116
M	M6	M6
P	90	100

说明 Note:

1. 本图适用电机轴: <=19x40L。This figure applies to the motor shaft: <=19x40L.
2. 减速机速比: (41,57,81,105,121,141,161):1 (轴输出)。Speed reduction ratio: (41,57,81,105,121,141,161): 1 (shaft output).
3. 润滑油脂: VIGO GREASE RE0 或 RE-00 (MOLYWHITE)。Lubricants: VIGO GREASE RE0 or RE-00 (MOLYWHITE).
4. 额定输出扭矩: 254N.m (输出转速: 15R/Min)。Rated output torque: 254N.m (output speed: 15R/Min).
5. 电机安装法兰依电机型号提供。Motor mounting flange according to motor model.

REA系列外形尺寸图
REA SERIES OUTLINE DIMENSION DRAWING

190BX-REA2 外形图 190BX-REA2 Outline Drawing

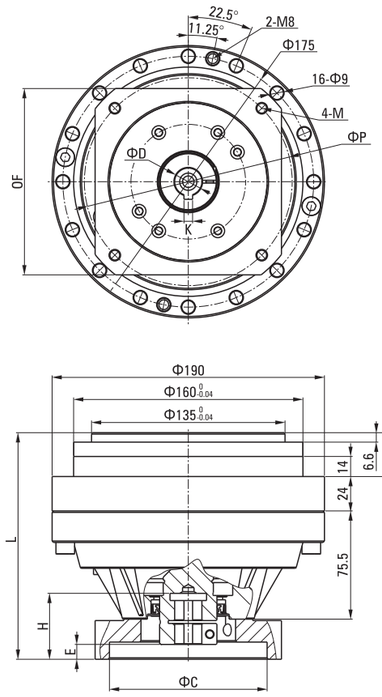

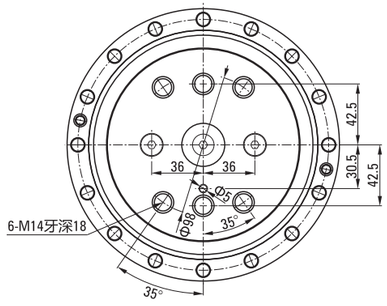

马达种类 Type Motor	M59A	M59B
C	50	50
D	14	14
E	8	8
F	80	80
H	35	35
K	-	-
L	147.6	147.6
L (41,57K)	147.6	147.6
M	M4	M5
P	70	70

马达种类 Type Motor	M72	M73
C	110	95
D	19/22	19
E	20	7
F	130	100
H	58	48
K	6/8	6
L	170.1	162.1
L (41,57K)	165.1	155.1
M	M8	M6
P	145	115

马达种类 Type Motor	M74	M75
C	95	95
D	19/22	19/22
E	7	10
F	100	110
H	48	52
K	6/8	6/8
L	162.1	165.1
L (41,57K)	155.1	158.1
M	M8	M8
P	115	130

马达种类 Type Motor	M77	M78
C	80	70
D	19	19
E	10	8
F	90	80
H	40	40
K	6	6
L	158.1	156.1
L (41,57K)	150.1(M51/52/53)	
M	M6	M6
P	100	90

说明 Note:

1. 本图适用电机轴: <=24；电机轴用锁紧带键一体轴。This figure applies to the motor shaft: <=24; motor shaft lock use locker.
2. 减速机速比: (41,57,81,105,121,153):1 (轴输出)。Speed reduction ratio: (41,57,81,105,121,153): 1 (shaft output).
3. 润滑油脂: VIGO GREASE RE0 或 RE-00 (MOLYWHITE)。Lubricants: VIGO GREASE RE0 or RE-00 (MOLYWHITE).
4. 额定输出扭矩: 392N.m (输出转速: 15R/Min)。Rated output torque: 392N.m (output speed: 15R/Min).
5. 电机安装法兰依电机型号提供。Motor mounting flange according to motor model.

REA系列外形尺寸图
REA SERIES OUTLINE DIMENSION DRAWING

65BX-REA 外形图 65BX-REA Outline Drawing

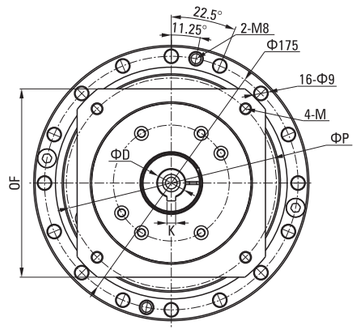

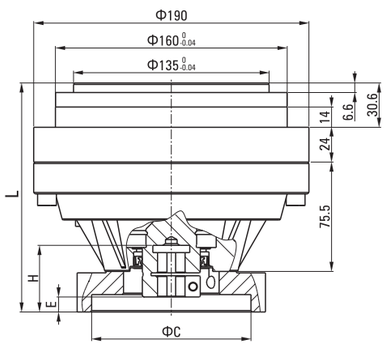

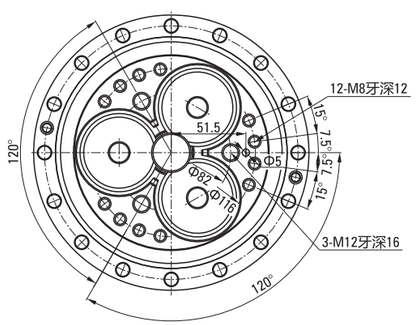

马达种类 Type Motor	M59A	M59B
C	50	50
D	14	14
E	8	8
F	80	80
H	35	35
K	-	-
L	147.6	147.6
L (41,57K)	147.6	147.6
M	M4	M5
P	70	70

马达种类 Type Motor	M72	M73
C	110	95
D	19/22	19
E	20	7
F	130	100
H	58	48
K	6/8	6
L	170.1	162.1
L (41,57K)	165.1	155.1
M	M8	M6
P	145	115

马达种类 Type Motor	M74	M75
C	95	95
D	19/22	19/22
E	7	10
F	100	110
H	48	52
K	6/8	6/8
L	162.1	165.1
L (41,57K)	155.1	158.1
M	M8	M8
P	115	130

马达种类 Type Motor	M77	M78
C	80	70
D	19	19
E	10	8
F	90	80
H	40	40
K	6	6
L	158.1	156.1
L (41,57K)	150.1(M51/52/53)	
M	M6	M6
P	100	90

● **说明** Note:

1. 本图适用电机轴: <=24；电机轴用锁紧带键一体轴。This figure applies to the motor shaft: <=24; motor shaft lock use locker.
2. 减速机速比: (41,57,81,105,121,153):1 (轴输出)。Speed reduction ratio: (41,57,81,105,121,153): 1 (shaft output).
3. 润滑油脂: VIGO GREASE RE0 或 RE-00 (MOLYWHITE)。Lubricants: VIGO GREASE RE0 or RE-00 (MOLYWHITE).
4. 额定输出扭矩: 575N.m (输出转速: 15R/Min)。Rated output torque: 575N.m (output speed: 15R/Min).
5. 电机安装法兰依电机型号提供。Motor mounting flange according to motor model.

REA系列外形尺寸图
REA SERIES OUTLINE DIMENSION DRAWING

220BX-REA2 外形图 220BX-REA2 Outline Drawing

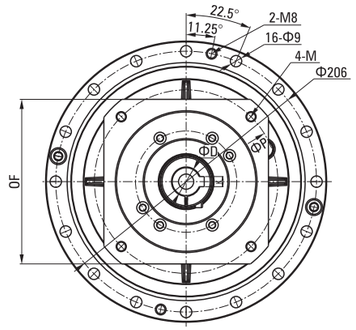

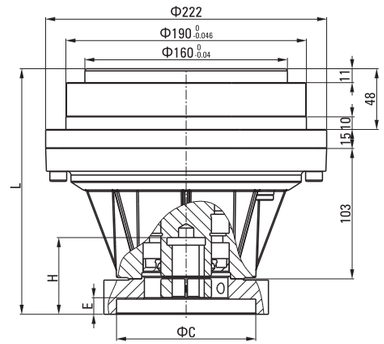

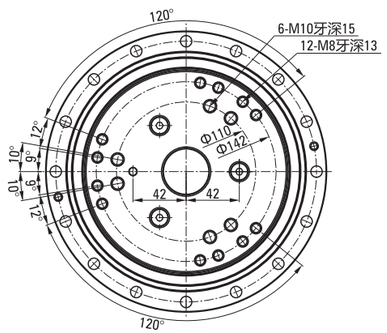

马达种类 Type Motor	M71	M73
C	110	95
D	19/22/24	19
E	13	10
F	130	100
H	60	57
K	6/8	6
L	194	191
M	M8	M6
P	145	115

马达种类 Type Motor	M74	M75
C	95	95
D	19/22	19/22/24
E	10	13
F	100	110
H	57	60
K	6/8	6/8
L	191	194
M	M8	M8
P	115	130

马达种类 Type Motor	M76	M77
C	130	80
D	19/22	19
E	13	10
F	142	90
H	60	60
K	6/8	6
L	194	194
M	M10	M6
P	165	100

马达种类 Type Motor	M78	M81
C	70	114.3
D	19	28/35
E	11	27.5
F	80	175
H	58	82
K	6	8/10
L	192	208
M	M6	M8
P	90	200

● **说明** Note:

1. 本图适用电机轴: <=24x70L；电机轴用锁紧器锁紧。This figure applies to the motor shaft: <=24x70L; motor shaft lock use locker.
2. 减速机速比: (57,81,101,121,153):1 (轴输出)。Speed reduction ratio: (57,81,101,121,153): 1 (shaft output).
3. 润滑油脂: VIGO GREASE RE0 或 RE-00 (MOLYWHITE)。Lubricants: VIGO GREASE RE0 or RE-00 (MOLYWHITE).
4. 额定输出扭矩: 784N.m (输出转速: 15R/Min)。Rated output torque: 784N.m (output speed: 15R/Min).
5. 电机安装法兰依电机型号提供。Motor mounting flange according to motor model.

REA系列外形尺寸图
REA SERIES OUTLINE DIMENSION DRAWING

220BX-REA-35 外形图 220BX-REA-35 Outline Drawing

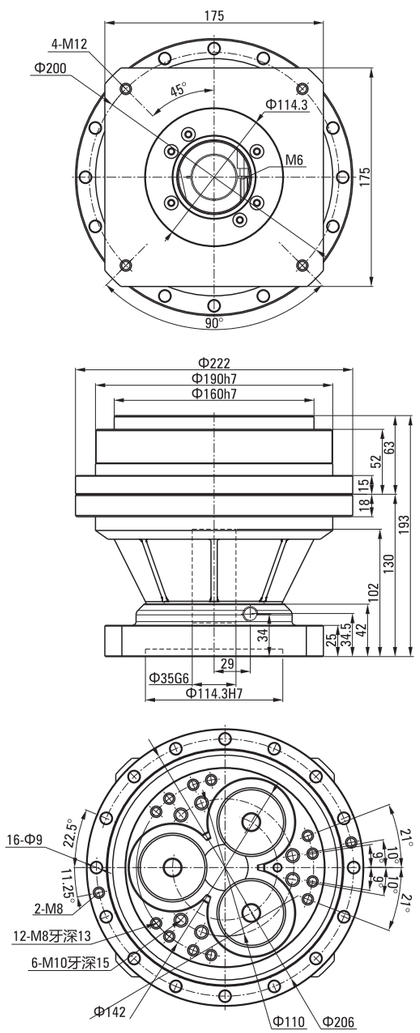

● **说明** Note:

1. 本图适用电机轴: <=35x80L；电机轴用锁紧带键一体轴。This figure applies to the motor shaft: <=35x80L; motor shaft lock use locker.
2. 减速机速比: (57,81,101,121,153):1 (轴输出)。Speed reduction ratio: (57,81,101,121,153): 1 (shaft output).
3. 润滑油脂: VIGO GREASE RE0 或 RE-00 (MOLYWHITE)。Lubricants: VIGO GREASE RE0 or RE-00 (MOLYWHITE).
4. 额定输出扭矩: 784N.m (输出转速: 15R/Min); 容许力矩1700Nm, 容许推力7400N。Rated output torque: 784N.m (output speed: 15R/Min); Allowable moment 1700Nm, allowable thrust 7400N.
5. 电机安装法兰依电机型号提供。Motor mounting flange according to motor model.

REA系列外形尺寸图
REA SERIES OUTLINE DIMENSION DRAWING

250BX-REA2 外形图 250BX-REA2 Outline Drawing

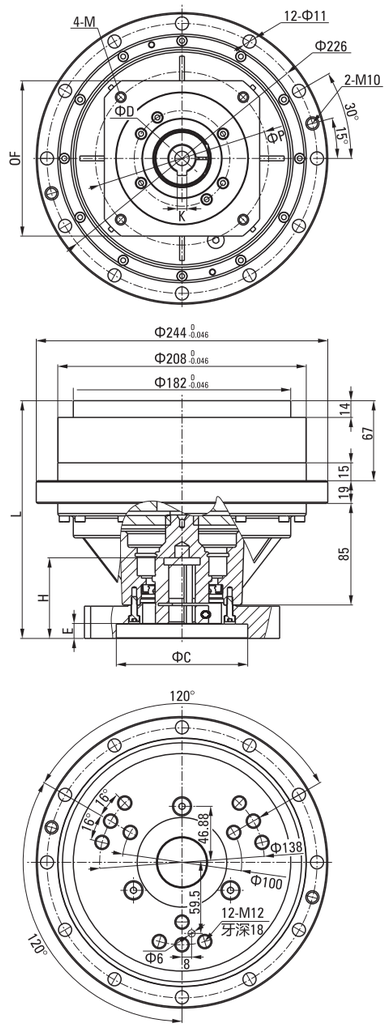

马达种类 Type Motor	M71	M73
C	110	95
D	22/24	22
E	12.5	9.5
F	130	100
H	66	57
K	6/8	6
L	199	196
M	M8	M6
P	145	115

马达种类 Type Motor	M74	M75
C	95	95
D	22	22/24
E	9.5	12.5
F	100	110
H	57	60
K	6/8	6/8
L	196	199
M	M8	M8
P	115	130

马达种类 Type Motor	M76	M91
C	130	114.3
D	22	28/35
E	12.5	27
F	142	175
H	60	82
K	6/8	8/10
L	199	213
M	M10	M12
P	165	200

● **说明** Note:

1. 本图适用电机轴: <=35x80L；电机轴用锁紧带键一体轴。This figure applies to the motor shaft: <=35x80L; motor shaft lock use locker.
2. 减速机速比: (81,111,161,175.28):1 (轴输出)。Speed reduction ratio: (81,111,161,175.28): 1 (shaft output).
3. 润滑油脂: VIGO GREASE RE0 或 RE-00 (MOLYWHITE)。Lubricants: VIGO GREASE RE0 or RE-00 (MOLYWHITE).
4. 额定输出扭矩: 1078N.m (输出转速: 15R/Min)。Rated output torque: 1078N.m (output speed: 15R/Min).
5. 电机安装法兰依电机型号提供。Motor mounting flange according to motor model.

REA系列外形尺寸图
REA SERIES OUTLINE DIMENSION DRAWING

■280BX-REA 外形图 280BX-REA Outline Drawing

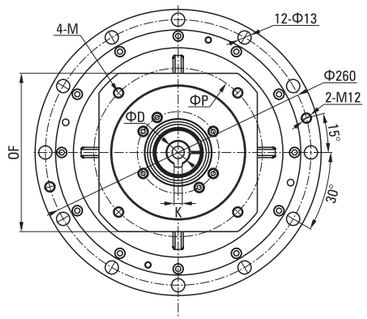

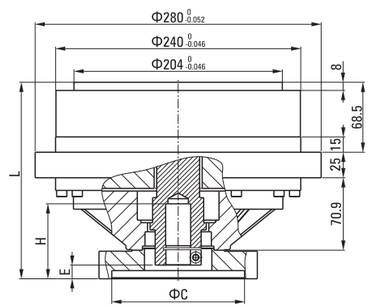

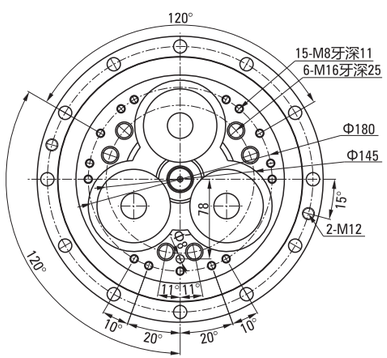

马达种类 Type Motor	M71	M73
C	110	95
D	22/24	22
E	13.4	10.4
F	130	100
H	70	65
K	6/8	6
L	192.4	189.4
M	M8	M6
P	145	115

马达种类 Type Motor	M74	M75
C	95	95
D	22	22/24
E	10.4	13.4
F	100	110
H	57	60
K	6/8	6/8
L	189.4	192.4
M	M8	M8
P	115	130

马达种类 Type Motor	M76	M91
C	130	114.3
D	22	28/35
E	13.4	27
F	142	175
H	60	82
K	6/8	8/10
L	192.4	206.4
M	M10	M12
P	165	200

● **说明** Note:

1. 本图适用电机轴:<=35x70L；电机轴用锁紧带键一体轴。This figure applies to the motor shaft: <=35x70L; Motor shaft is locked by locker.
2. 减速机速比: (81,101,129,145,171): 1 (轴输出)。Speed reduction ratio: (81,101,129,145,171): 1 (shaft output).
3. 润滑油脂: VIGO GREASE RE0或RE-00 (MOLYWHITE)。Lubricants: VIGO GREASE RE0 or RE-00 (MOLYWHITE).
4. 额定输出扭矩: 1568N.m (输出转速: 15R/Min)。Rated output torque: 1568N.m (output speed: 15R/Min).
5. 电机安装法兰依电机型号提供。The motor mounting flange is supplied according to the motor type.

REA系列外形尺寸图
REA SERIES OUTLINE DIMENSION DRAWING

■320BX-REA 外形图 320BX-REA Outline Drawing

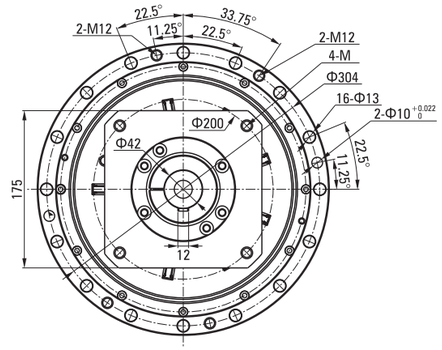

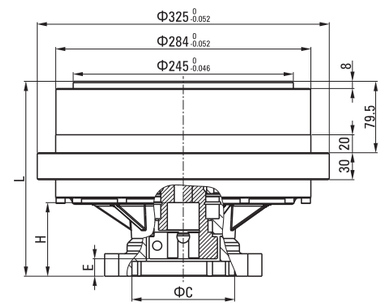

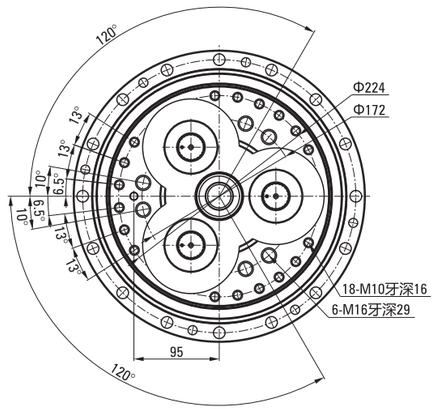

马达种类 Type Motor	M91	M92
C	114.3	180
D	35	35
E	19	19
F	175	200
H	81	81
K	10	10
L	216.9	216.9
M	M12	M12
P	200	215

马达种类 Type Motor	M91
C	114.3
D	42
E	48.5
F	175
H	116
K	12
L	248.4
M	M12
P	200

● **说明** Note:

1. 本图适用电机轴: <=42x114L；电机轴用锁紧带键一体轴。This figure applies to the motor shaft: <=42x114L; motor shaft lock use locker.
2. 减速机速比: (81,101,118.5,129,141,171,185):1 (轴输出)。Speed reduction ratio: (81,101,118.5,129,141,171,185): 1 (shaft output).
3. 润滑油脂: VIGO GREASE RE0 或 RE-00 (MOLYWHITE)。Lubricants: VIGO GREASE RE0 or RE-00 (MOLYWHITE).
4. 额定输出扭矩: 3136N.m (输出转速: 15R/Min)。Rated output torque: 3136N.m (output speed: 15R/Min).
5. 电机安装法兰依电机型号提供。Motor mounting flange according to motor model.

REA系列减速机安装图
RVA SERIES INSTALLATION DRAWING

REA系列减速机安装示例 REA Series Reducer Installation Example

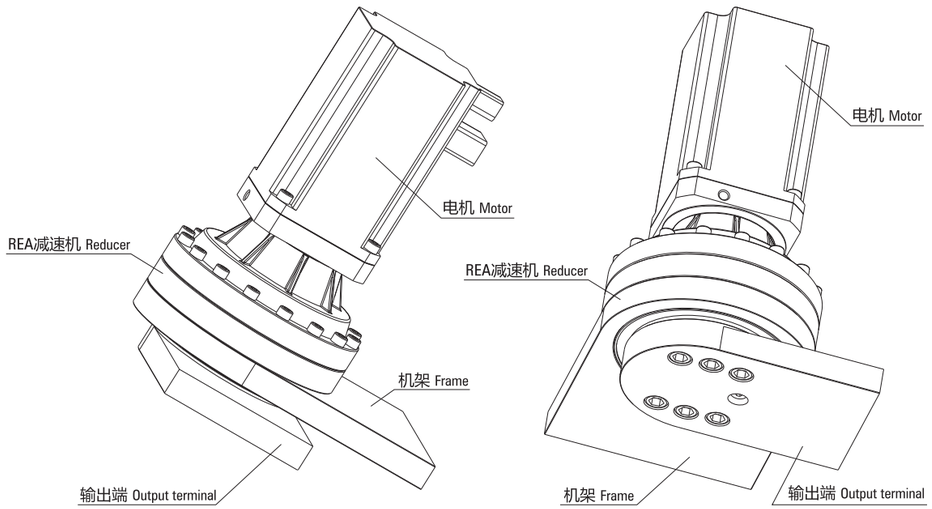

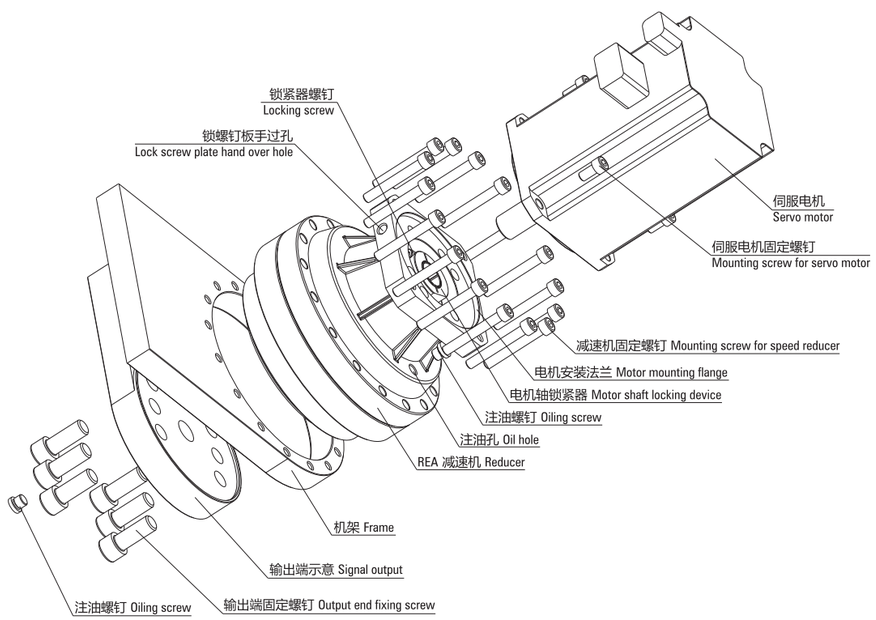

RCA系列外形尺寸图
RCA SERIES OUTLINE DIMENSION DRAWING

10CBX–RCA 外形图 10CBX-RCA Outline Drawing

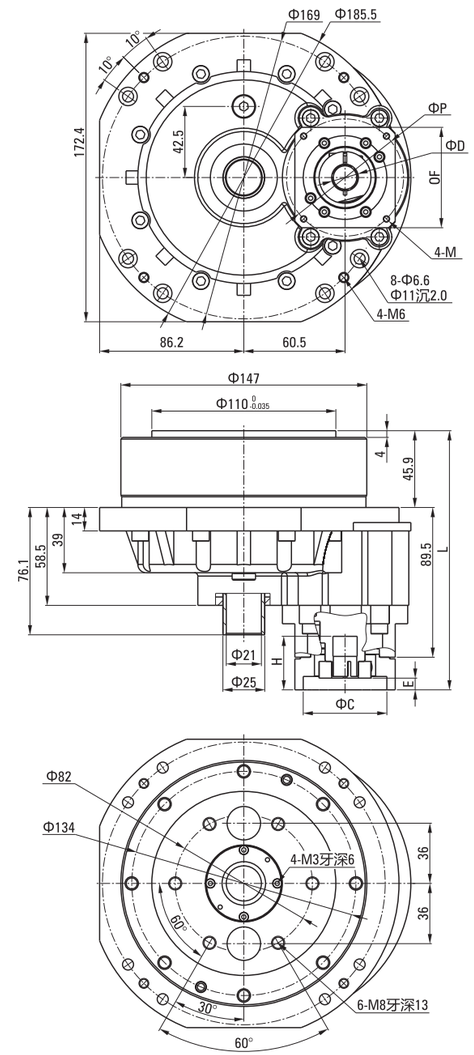

马达种类 Type Motor	M41	M42
C	50	50
D	14	14
E	7	7
F	60	60
H	32	32
L	154.9	154.9
M	M4	M5
P	70	70

马达种类 Type Motor	M51	M52
C	70	70
D	19	19
E	7	7
F	80	80
H	42	42
L	154.9	154.9
M	M5	M6
P	90	90

● **说明** Note:

1. 本图为中空10CBX型减速器。This picture shows the hollow 10CBX reducer.
2. 减速机速比: (81,108,453,189,243):1。Reducer speed ratio: (81,108,453,189,243):1.
3. 润滑油脂: VIGO GREASE RE0或RE-00 (MOLYWHITE)。Grease: VIGO GREASE RE0 or RE-00 (MOLYWHITE).
4. 额定输出扭矩: 98N.m (输出转速: 15R/Min)。 Rated output torque: 98N.m (output speed: 15R / Min).

RCA系列外形尺寸图
RCA SERIES OUTLINE DIMENSION DRAWING

■27CBX-RCA 外形图 27CBX-RCA Outline Drawing

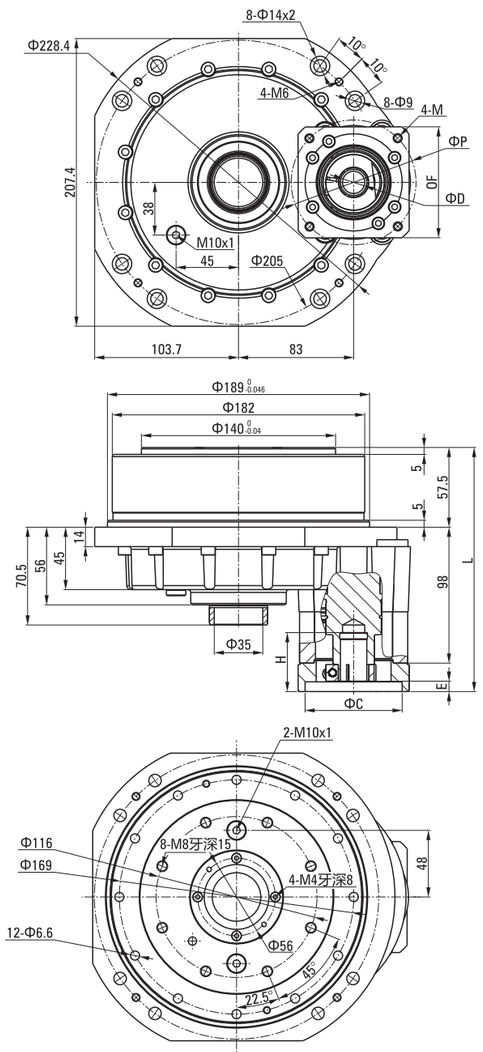

马达种类 Type Motor	M51	M52
C	70	70
D	19	19
E	7.5	7.5
F	80	80
H	42	42
K	6	6
L	176	176
M	M5	M6
P	90	90

马达种类 Type Motor	M53	M54
C	80	110
D	19	19
E	7.5	23
F	90	130
H	42	58
K	6	6
L	176	191.5
M	M6	M8
P	100	145

马达种类 Type Motor	M54	M56
C	110	95
D	22	19
E	23	20
F	130	100
H	58	55
K	8	6
L	191.5	188.5
M	M8	M6
P	145	115

马达种类 Type Motor	M57
C	95
D	22
E	20
F	100
H	55
K	8
L	188.5
M	M8
P	115

● **说明** Note:

1. 本图为中空27CBX型减速器。This picture shows the hollow 27CBX reducer.
2. 减速机速比: (79,103,120,157,177,231.5):1。Reducer speed ratio: (79,103,120,157,177,231.5):1.
3. 润滑油脂: VIGO GREASE RE0或RE-00 (MOLYWHITE)。Grease: VIGO GREASE RE0 or RE-00 (MOLYWHITE).
4. 额定输出扭矩: 264N.m (输出转速: 15R/Min)。 Rated output torque: 264N.m (output speed: 15R / Min).

RCA系列外形尺寸图
RCA SERIES OUTLINE DIMENSION DRAWING

■50CBX-RCA 外形图 50CBX-RCA Outline Drawing

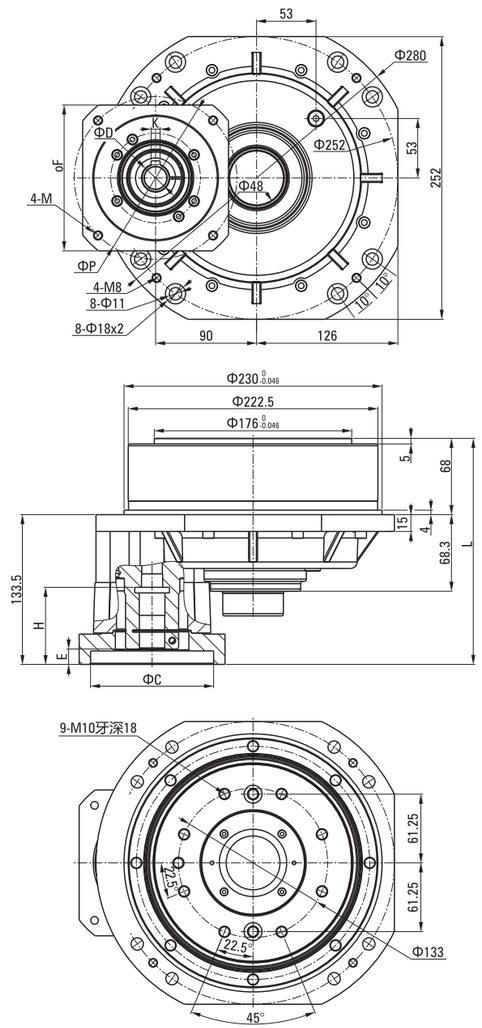

马达种类 Type Motor	M51	M52
C	70	70
D	19	19
E	6	6
F	80	80
H	58	58
K	6	6
L	194	194
M	M5	M6
P	90	90

马达种类 Type Motor	M53	M71
C	80	110
D	19	19/22/24
E	6	13.5
F	90	130
H	58	65
K	6	6/8
L	194	201.5
M	M6	M8
P	100	145

马达种类 Type Motor	M73	M74
C	95	95
D	19/22/24	19/22/24
E	10.5	10.5
F	100	100
H	62	62
K	6/8	6/8
L	198.5	198.5
M	M6	M8
P	115	115

马达种类 Type Motor	M75
C	95
D	19/22/24
E	13.5
F	110
H	65
K	6/8
L	201.5
M	M8
P	130

● **说明** Note:

1. 本图为中空50CBX型减速器。This picture shows the hollow 50CBX reducer.
2. 减速机速比: (80,107,151,177,234):1。Reducer speed ratio: (80,107,151,177,234):1.
3. 润滑油脂: VIGO GREASE RE0或RE-00 (MOLYWHITE)。Grease: VIGO GREASE RE0 or RE-00 (MOLYWHITE).
4. 额定输出扭矩: 490N.m (输出转速: 15R/Min)。 Rated output torque: 490N.m (output speed: 15R / Min).

RCA系列外形尺寸图
RCA SERIES OUTLINE DIMENSION DRAWING

■100CBX-RCA 外形图 100CBX-RCA Outline Drawing

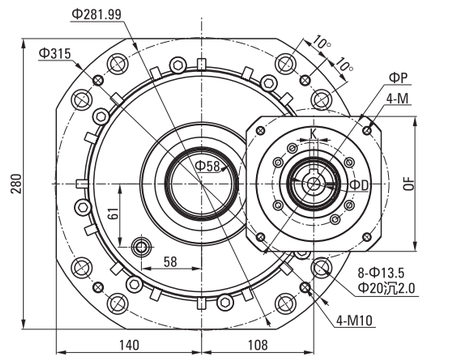

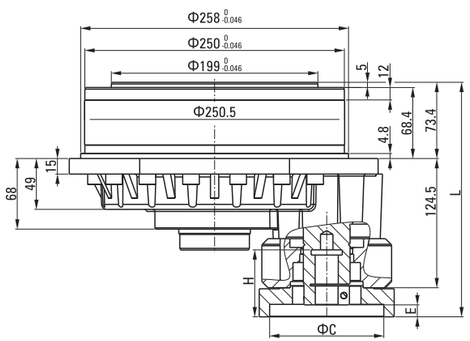

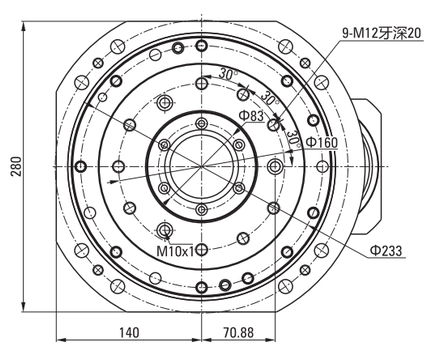

马达种类 Type Motor	M71	M73
C	110	95
D	22/24	22/24
E	11.5	8.5
F	130	100
H	62	58
K	6/8	6
L	226	223
M	M8	M6
P	145	115

马达种类 Type Motor	M74	M75
C	95	95
D	22/24	22/24
E	8.5	11.5
F	100	110
H	58	60
K	6/8	6/8
L	223	226
M	M8	M8
P	115	130

马达种类 Type Motor	M76	M91
C	130	114.3
D	22/24	28/35
E	11.5	25.5
F	142	175
H	60	82
K	6/8	8/10
L	226	240
M	M10	M12
P	165	200

● **说明** Note:

1. 本图为中空100CBX型减速器。This picture shows the hollow 100CBX reducer.
2. 减速机速比: (76.3,100.2,124.7,152,214.3,264.6):1。Reducer speed ratio: (76.3,100.2,124.7,152,214.3,264.6):1.
3. 润滑油脂: VIGO GREASE RE0或RE-00 (MOLYWHITE)。Grease: VIGO GREASE RE0 or RE-00 (MOLYWHITE).
4. 额定输出扭矩: 980N.m (输出转速: 15R/Min)。 Rated output torque: 980N.m (output speed: 15R / Min).

RCA系列外形尺寸图
RCA SERIES OUTLINE DIMENSION DRAWING

■200CBX-RCA 外形图 200CBX-RCA Outline Drawing

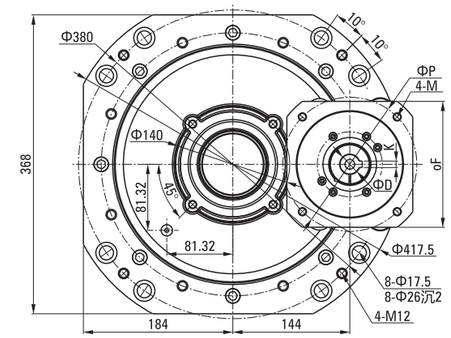

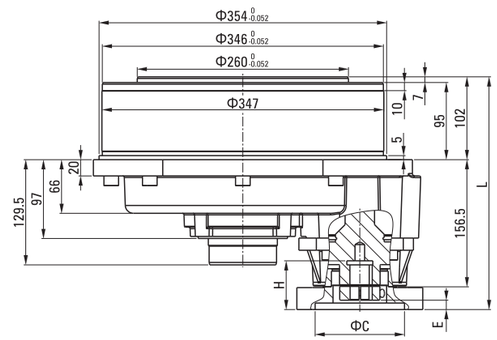

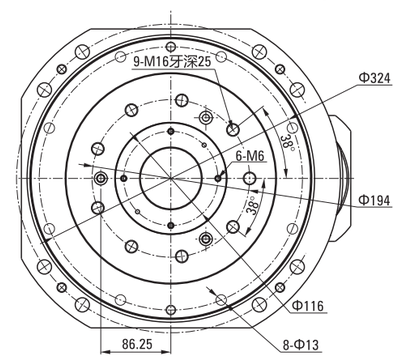

马达种类 Type Motor	M71	M71
C	110	110
D	22/24	28
E	11.5	11.5
F	130	130
H	60	60
K	6/8	8
L	286.5	286.5
M	M8	M8
P	145	145

马达种类 Type Motor	M91	M91
C	114.3	114.3
D	28	35
E	25.5	25.5
F	175	175
H	74	84
K	8	10
L	300.5	300.5
M	M12	M12
P	200	200

● **说明** Note:

1. 本图为中空200CBX型减速器。This picture shows the hollow 200CBX reducer.
2. 减速机速比: (106,122,156,206,245,281):1。Reducer speed ratio: (106,122,156,206,245,281):1.
3. 润滑油脂: VIGO GREASE RE0或RE-00 (MOLYWHITE)。Grease: VIGO GREASE RE0 or RE-00 (MOLYWHITE).
4. 额定输出扭矩: 1960N.m (输出转速: 15R/Min)。 Rated output torque: 1960N.m (output speed: 15R / Min).

RCA系列外形尺寸图
RCA SERIES OUTLINE DIMENSION DRAWING

320CBX-RCA 外形图 320CBX-RCA Outline Drawing

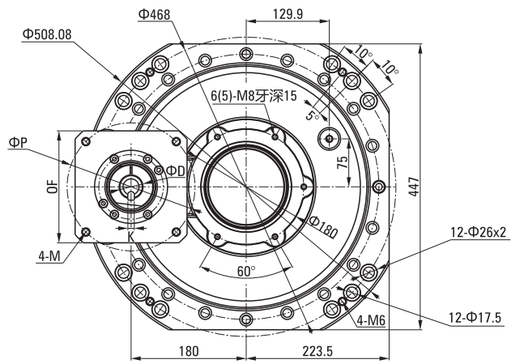

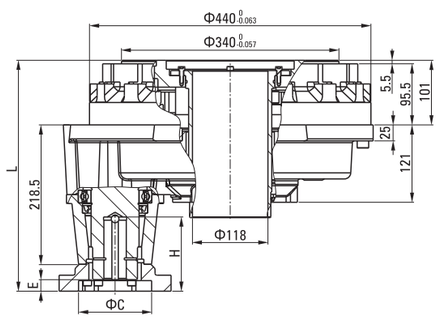

马达种类 Type Motor	M91	M91
C	114.3	114.3
D	42	35
E	18	18
F	175	175
H	116	90
K	12	10
L	361.5	361.5
M	M12	M12
P	200	200

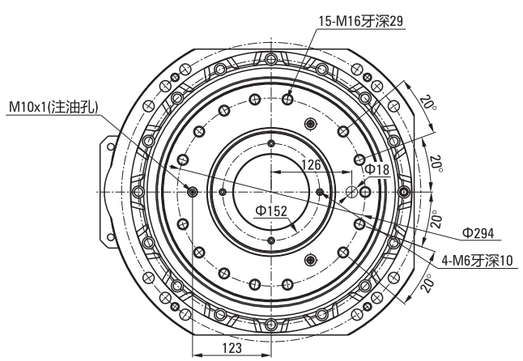

● **说明** Note:

1. 本图为中空320CBX型减速器。This picture shows the hollow 320CBX reducer, the input end with timing pulley.
2. 减速机速比: (253 etc...):1。Reducer speed ratio: (253 etc...):1.
3. 润滑油脂: VIGO GREASE RE0或RE-00 (MOLYWHITE)。Grease: VIGO GREASE RE0 or RE-00 (MOLYWHITE).
4. 额定输出扭矩: 3160N.m (输出转速: 15R/Min)。 Rated output torque: 3160N.m (output speed: 15R / Min).

选定产品–线图
SELECTED PRODUCT - LINE GRAPH

容许力矩线图 Permissible Torque Line Diagram

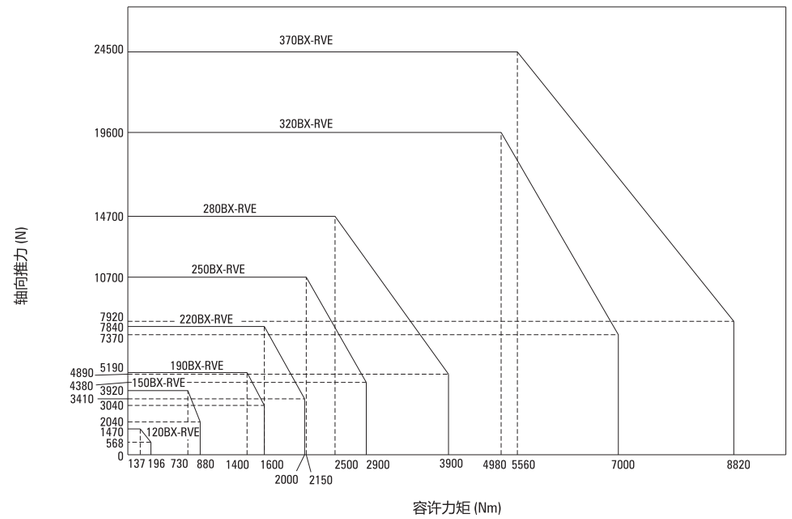

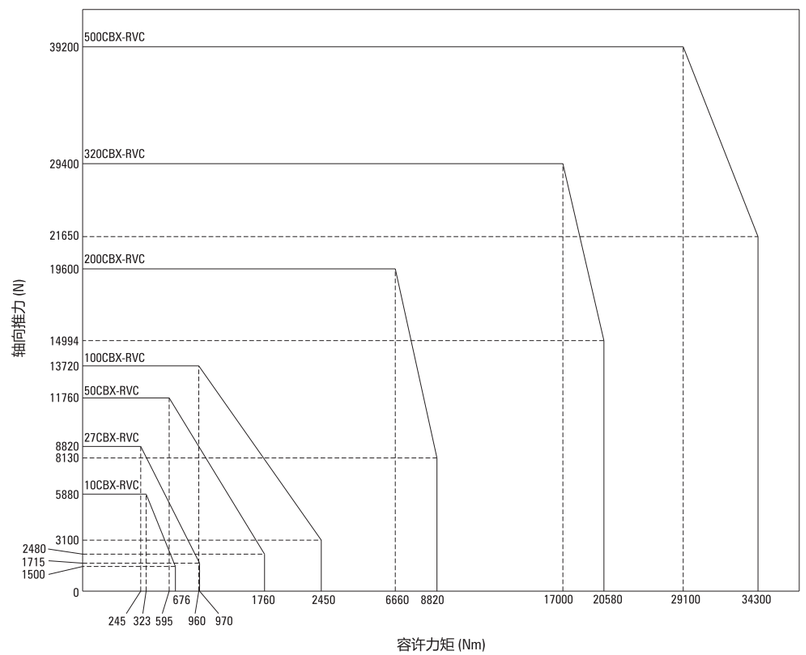


LSS-I


LSD-I


LFS-I


LHT-I


LHT-II


LHT-III


LHT-IV


LHT-V


LHD-I


LHD-III

LSS系列安装方式

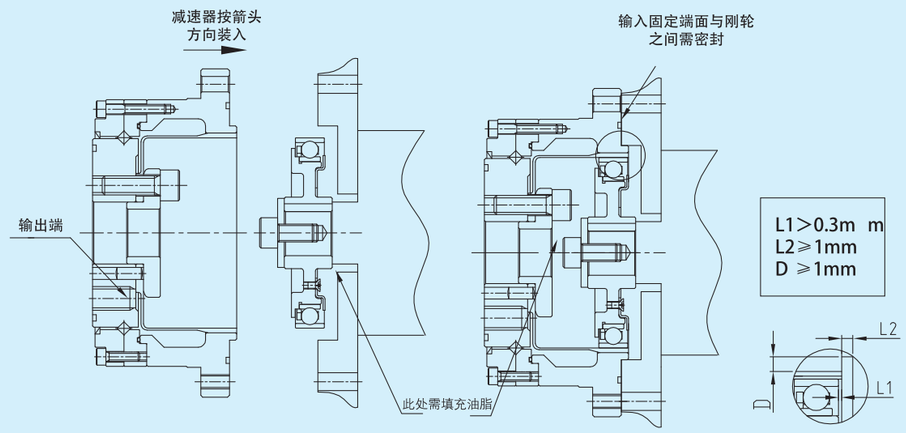

LHT-I/II系列安装方式一

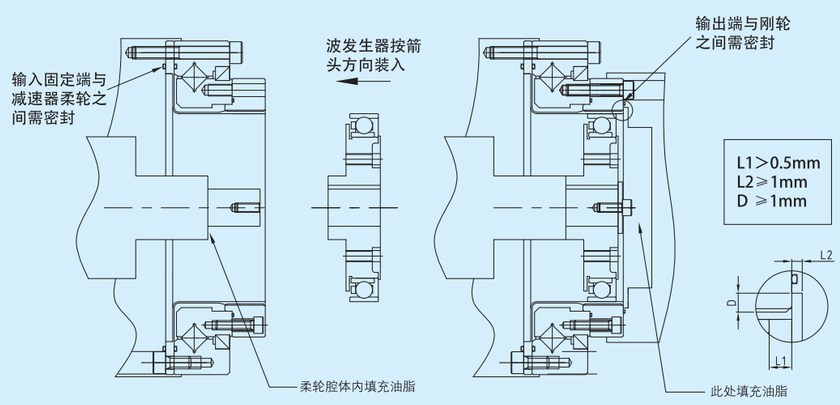

LSS – 14 – 100 – U/C – I

机型名称	型号	减速比 注1						结构代号	类型
LSS LSN LSG LSD LFS	11	50	80	100	-	-	-	U：整机 C：部件	I:简易标准型 II:简易十字滑块
	14	50	80	100	-	-	-		
	17	50	80	100	-	-	-		
	20	50	80	100	120	160	-		
	25	50	80	100	120	-	-		
	32	50	80	100	120	-	-		

注1：减速比表示的是输入：波发生器，固定：刚轮，输出：柔轮时的情况。

LSS系列

LSS系列

易于操作的组合化产品。每个型号都有用于支撑外部负载，具有高刚性的交叉滚子轴承。

LSN系列

轻量型产品，在不改变性能的前提下，相比标准品，重量减少了30%。

LSG系列

高转矩用，转矩容量比标准产品提升30%，使用寿命提高43%，追求高负载容量，高可靠性。

应用领域

工业机器人　服务机器人　金属机床　医疗器械
测定、分析、试验设备　能源相关　造纸设备

LSS系列组合型结构

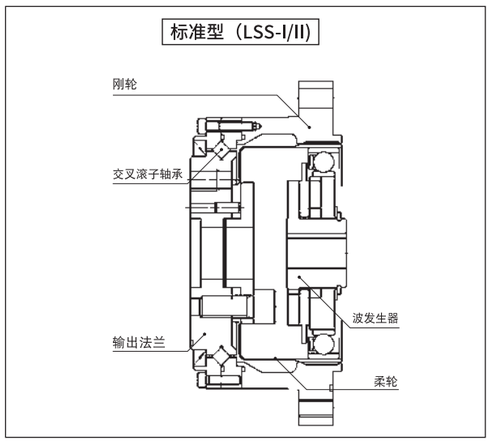

*注意 所有吊装工况请提前咨询我司技术并出具选型报告

LSS(LSG)系列谐波减速器弯矩负载表

型号	设计值	启动停止允许值	瞬间允许值
LSS(LSG)-14	M b di 20Nm	M b peak 40Nm	M b max 80Nm
	F t di 180N	F t peak 320N	F t max 560N
	F a di 180N	F a peak 320N	F a max 560N
LSS(LSG)-17	M b di 30Nm	M b peak 60Nm	M b max 120Nm
	F t di 230N	F t peak 400N	F t max 700N
	F a di 230N	F a peak 400N	F a max 700N
LSS(LSG)-20	M b di 42Nm	M b peak 80Nm	M b max 168Nm
	F t di 270N	F t peak 480N	F t max 830N
	F a di 270N	F a peak 480N	F a max 830N
LSS(LSG)-25	M b di 80Nm	M b peak 160Nm	M b max 313m
	F t di 440N	F t peak 770N	F t max 1320N
	F a di 440N	F a peak 770N	F a max 1320N
LSS(LSG)-32	M b di 220Nm	M b peak 440Nm	M b max 890Nm
	F t di 900N	F t peak 1600N	F t max 2700N
	F a di 900N	F a peak 1600N	F a max 2700N

LHT(LHG)系列谐波减速器弯矩负载表

型号	设计值	启动停止允许值	瞬间允许值
LHT(LHG)-14	M b di 41Nm	M b peak 80Nm	M b max 160Nm
	F t di 270N	F t peak 490N	F t max 830N
	F a di 270N	F a peak 490N	F a max 830N
LHT(LHG)-17	M b di 72Nm	M b peak 140Nm	M b max 290Nm
	F t di 400N	F t peak 700N	F t max 1200N
	F a di 400N	F a peak 700N	F a max 1200N
LHT(LHG)-20	M b di 140Nm	M b peak 280Nm	M b max 560m
	F t di 650N	F t peak 1150N	F t max 1980N
	F a di 650N	F a peak 1150N	F a max 1980N
LHT(LHG)-25	M b di 243Nm	M b peak 480Nm	M b max 974m
	F t di 900N	F t peak 1600N	F t max 2800N
	F a di 900N	F a peak 1600N	F a max 2800N
LHT(LHG)-32	M b di 460Nm	M b peak 900Nm	M b max 1860Nm
	F t di 1350N	F t peak 2300N	F t max 4000N
	F a di 1350N	F a peak 2300N	F a max 4000N
LHT(LHG)-40	M b di 600Nm	M b peak 1200Nm	M b max 3000Nm
	F t di 2000N	F t peak 3500N	F t max 6000N
	F a di 2000N	F a peak 3500N	F a max 6000N

备注:输出端负载 M b——弯矩,F t——径向力,F a——轴向力

LSS/LSN系列额定参数表

型号	速比	输入2000r/min时的额定转矩		起动停止时的容许峰值转矩		平均负载转矩的容许最大值		瞬间容许最大转矩		容许最高输入转速(脂润滑)	容许平均输入转速(脂润滑)	背隙	设计寿命
		Nm	kgfm	Nm	kgfm	Nm	kgfm	Nm	kgfm	r/min	r/min	Arc Sec	Hour
11	80	3. 8	0. 4	8. 5	0. 9	6. 8	0. 7	19. 1	1. 9	8000	3000	≤30	10000
	100	4. 1	0. 4	8. 9	0. 9	7. 2	0. 7	20	2				
14	50	6. 2	0. 6	20. 7	2. 1	7. 9	0. 7	40. 3	4. 1	7000	3000	≤30	15000
	80	9	0. 9	27	2. 7	12. 7	1. 3	54. 1	5. 5				
	100	9	0. 9	32	3. 3	12. 7	1. 3	62. 1	6. 3				
17	50	18. 4	1. 9	39	4	29. 9	3	80. 5	8. 2	6500	3000	≤30	15000
	80	25. 3	2. 6	49. 5	5	31	3. 2	100. 1	10. 2				
	100	27. 6	2. 8	62	6. 3	45	4. 6	124. 2	12. 7				
20	50	28. 8	2. 9	64. 4	6. 6	39	4	112. 7	11. 5	5600	3000	≤30	15000
	80	39. 1	4	85	8. 8	54	5. 5	146. 1	14. 9				
	100	46	4. 7	94. 3	9. 6	56	5. 8	169. 1	17. 2				
	120	46	4. 7	100	10. 2	56	5. 8	169. 1	17. 2				
	160	46	4. 7	112	10. 9	56	5. 8	169. 1	17. 2				
25	50	44. 9	4. 6	113	11. 5	63	6. 5	213. 9	21. 8	4800	3000	≤30	15000
	80	72. 5	7. 4	158	16. 1	100	10. 2	293. 3	29. 9				
	100	77. 1	7. 9	181	18. 4	124	12. 7	326. 6	33. 3				
	120	77. 1	7. 9	192	19. 6	124	12. 7	349. 6	35. 6				
32	50	87. 4	8. 9	248	25. 3	124	12. 7	439	44. 8	4000	3000	≤30	15000
	80	135. 7	13. 8	350	35. 6	192	19. 6	653	66. 6				
	100	157. 6	16. 1	383	39. 1	248	25. 3	744	75. 9				
	120	157. 6	16. 1	406	41. 4	248	25. 3	789	80. 5				

LSG系列额定参数表

型号	速比	输入2000r/min时的额定转矩		起动停止时的容许峰值转矩		平均负载转矩的容许最大值		瞬间容许最大转矩		容许最高输入转速(脂润滑)	容许平均输入转速(脂润滑)	背隙	设计寿命
		Nm	kgfm	Nm	kgfm	Nm	kgfm	Nm	kgfm	r/min	r/min	Arc Sec	Hour
11	80	3. 8	0. 4	8. 5	0. 9	6. 8	0. 7	19. 1	1. 9	8000	3000	≤20	10000
	100	4. 1	0. 4	8. 9	0. 9	7. 2	0. 7	20	2				
14	50	7	0. 7	23	2. 3	9	0. 9	46	4. 7	10000	6500	≤20	15000
	80	10	1	30	3. 1	14	1. 4	61	6. 2				
	100	10	1. 0	36	3. 7	14	1. 4	70	7. 2				
17	50	21	2. 1	44	4. 5	34	3. 4	91	9	7500	5600	≤20	20000
	80	29	2. 9	56	5. 7	35	3. 6	113	12				
	100	31	3. 2	70	7. 2	51	5. 2	143	15				
20	50	33	3. 3	73	7. 4	44	4. 5	127	13	7000	4800	≤20	20000
	80	44	4. 5	96	9. 8	61	6. 2	165	17				
	100	52	5. 3	107	10. 9	64	6. 5	191	20				
	120	52	5. 3	113	11. 5	64	6. 5	191	20				
	160	52	5. 3	120	12. 2	64	6. 5	191	20				
25	50	51	5. 2	127	13	72	7. 3	242	25	5600	4000	≤20	20000
	80	82	8. 4	178	18	113	12	332	34				
	100	87	8. 9	204	21	140	14	369	38				
	120	87	8. 9	217	22	140	14	395	40				
32	50	99	10	281	29	140	14	497	51	5600	3000	≤20	20000
	80	153	16	395	40	217	22	738	75				
	100	178	18	433	44	281	29	841	86				
	120	178	18	459	47	281	29	892	91				

LSS-14-XX-U-I

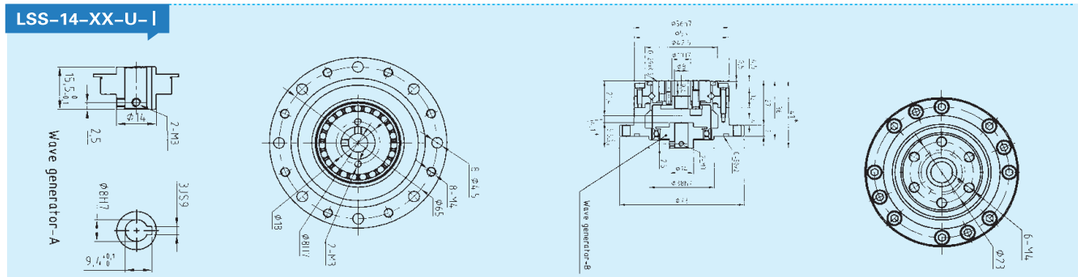

LSS-17-XX-U-I

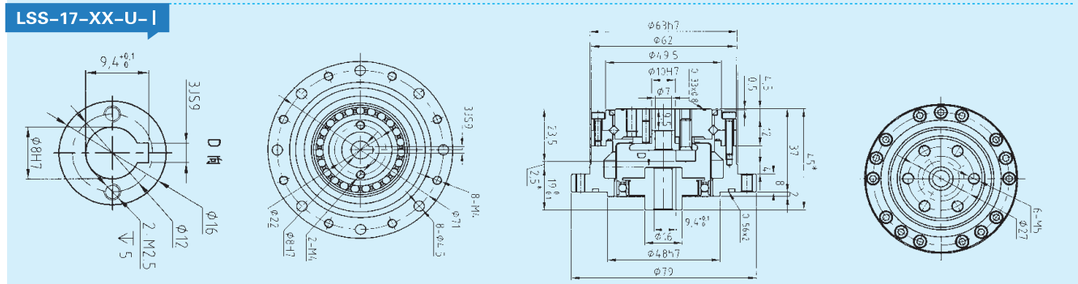

LSS-20-XX-U-I

型号/MODEL	U	T	W
Wave generator-A Φ8	Φ8H7	9.4	3JS9
Wave generator-A Φ11	Φ11H7	12.8	4JS9
Wave generator-A Φ14	Φ14H7	16.3	5JS9

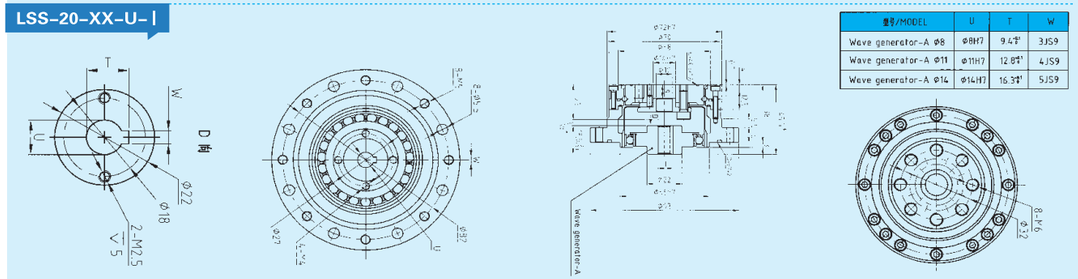

LSS-25-XX-U-I

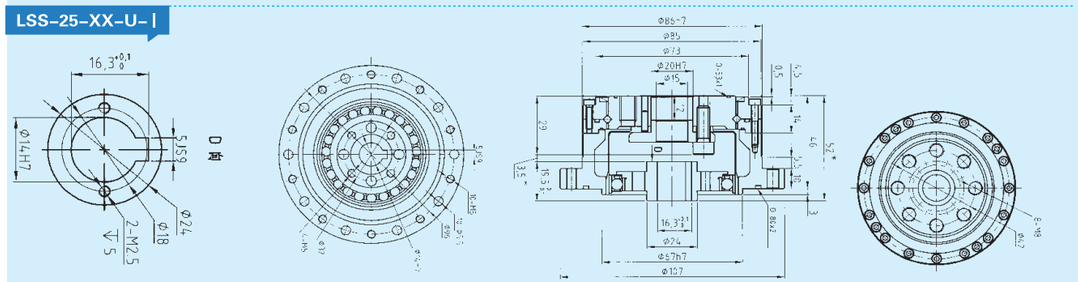

LSS-32-XX-U-I

型号/MODEL	U	T	W
Wave generator-A Φ14	Φ14H7	16.3	5JS9
Wave generator-A Φ19	Φ19H7	21.8	6JS9

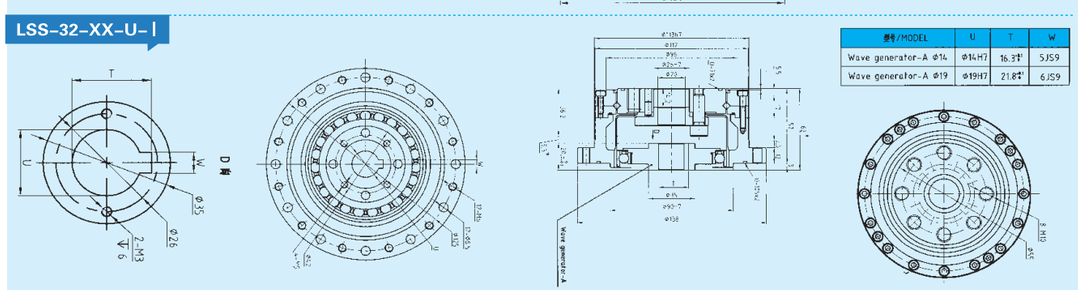

*以上图纸尺寸仅供参考,实际根据客户提供的数据,会出具相关的技术参数及尺寸。

中空型（LHT-III）

输入轴型（LHT-IV）

简易型（LHT-I/LHT-II）

简易组合型（LHT-V）

LHT系列

大口径中空孔扁平形状，易于操作的组合化产品。

LHN系列

轻量型产品，相比标准品，重量减少了20%。

LHG系列

高转矩用，转矩容量比标准产品提升30%，使用寿命提高43%，追求高负载容量，高可靠性。

应用领域

工业机器人　服务机器人　医疗器械设备　自动化及特种设备　印刷电路制造设备

LHT系列组合型结构

中空型（LHT/LHN/LHG-III）

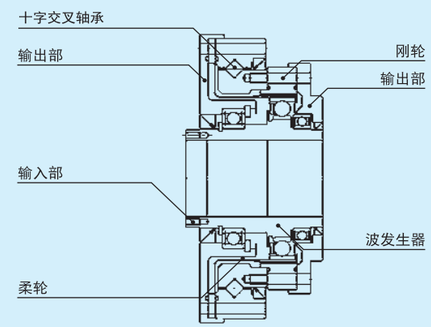

输入轴型（LHT/LHN/LHG-IV）

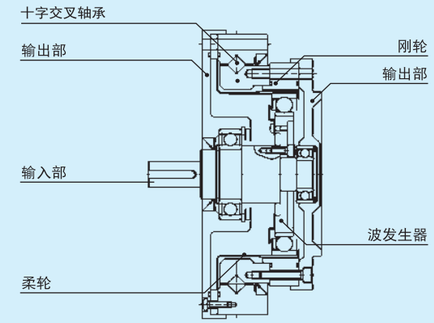

简易型（LHT/LHG-I/II）

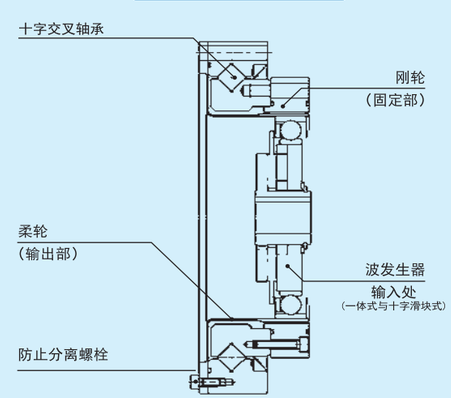

简易组合型（LHT/LHG-V）

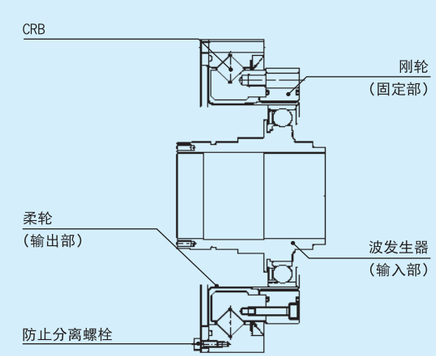

型号	速比	输入2000r/min时的额定转矩		起动停止时的容许峰值转矩		平均负载转矩的容许最大值		瞬间容许最大转矩		容许最高输入转速(脂润滑)	容许平均输入转速(脂润滑)	背隙	设计寿命
		Nm	kgfm	Nm	kgfm	Nm	kgfm	Nm	kgfm	r/min	r/min	Arc Sec	Hour
14	50	6. 2	0. 6	20. 7	2. 1	7. 9	0. 7	40. 3	4. 1	7000	3000	≤30	10000
	80	9	0. 9	27	2. 7	12. 7	1. 3	54. 1	5. 5				
	100	9	0. 9	32	3. 3	12. 7	1. 3	62. 1	6. 3				
17	50	18. 4	1. 9	39	4	29. 9	3	80. 5	8. 2	6500	3000	≤30	15000
	80	25. 3	2. 6	49. 5	5	31	3. 2	100. 1	10. 2				
	100	27. 6	2. 8	62	6. 3	45	4. 6	124. 2	12. 7				
20	50	28. 8	2. 9	64. 4	6. 6	39	4	112. 7	11. 5	5600	3000	≤30	15000
	80	39. 1	4	85	8. 8	54	5. 5	146. 1	14. 9				
	100	46	4. 7	94. 3	9. 6	56	5. 8	169. 1	17. 2				
	120	46	4. 7	100	10. 2	56	5. 8	169. 1	17. 2				
	160	46	4. 7	100	10. 2	56	5. 8	169. 1	17. 2				
25	50	44. 9	4. 6	113	11. 5	63	6. 5	213. 9	21. 8	4800	3000	≤30	15000
	80	72. 5	7. 4	158	16. 1	100	10. 2	293. 3	29. 9				
	100	77. 1	7. 9	181	18. 4	124	12. 7	326. 6	33. 3				
	120	77. 1	7. 9	192	19. 6	124	12. 7	349. 6	35. 6				
32	50	87. 4	8. 9	248	25. 3	124	12. 7	439	44. 8	4000	3000	≤30	15000
	80	135. 7	13. 8	350	35. 6	192	19. 6	653	66. 6				
	100	157. 6	16. 1	383	39. 1	248	25. 3	744	75. 9				
40	100	308	37. 2	660	67	432	44	1232	126. 7	4000	3000	≤30	15000

LHG系列额定参数表

型号	速比	输入2000r/min时的额定转矩		起动停止时的容许峰值转矩		平均负载转矩的容许最大值		瞬间容许最大转矩		容许最高输入转速(脂润滑)	容许平均输入转速(脂润滑)	背隙	设计寿命
		Nm	kgfm	Nm	kgfm	Nm	kgfm	Nm	kgfm	r/min	r/min	Arc Sec	Hour
14	50	7	0. 7	23	2. 3	9	0. 9	46	4. 7	14000	8500	≤20	15000
	80	10	1	30	3. 1	14	1. 4	61	6. 2				
	100	10	1. 0	36	3. 7	14	1. 4	70	7. 2				
17	50	21	2. 1	44	4. 5	34	3. 4	91	9	10000	7300	≤20	20000
	80	29	2. 9	56	5. 7	35	3. 6	113	12				
	100	31	3. 2	70	7. 2	51	5. 2	143	15				
20	50	33	3. 3	73	7. 4	44	4. 5	127	13	10000	6500	≤20	20000
	80	44	4. 5	96	9. 8	61	6. 2	165	17				
	100	52	5. 3	107	10. 9	64	6. 5	191	20				
	120	52	5. 3	113	11. 5	64	6. 5	191	20				
	160	52	5. 3	120	12. 2	64	6. 5	191	20				
25	50	51	5. 2	127	13	72	7. 3	242	25	7500	5600	≤20	20000
	80	82	8. 4	178	18	113	12	332	34				
	100	87	8. 9	204	21	140	14	369	38				
	120	87	8. 9	217	22	140	14	395	40				
32	50	99	10	281	29	140	14	497	51	7000	4800	≤20	20000
	80	153	16	395	40	217	22	738	75				
	100	178	18	433	44	281	29	841	86				
40	100	345	35	738	75	484	49	1400	143	5600	4000	≤20	20000

LHT-14-XX-U-Ⅲ

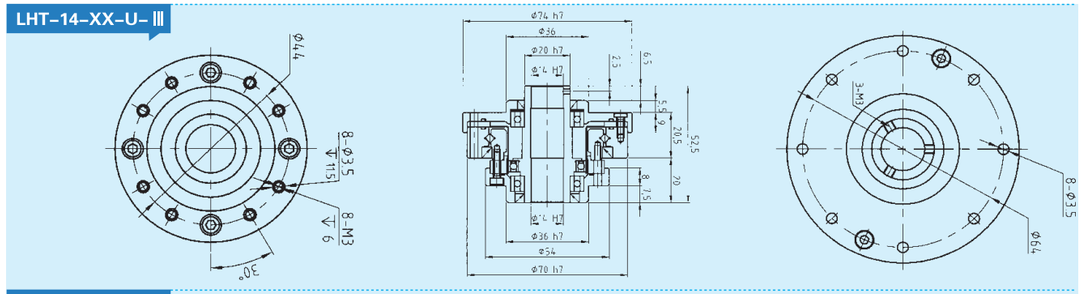

LHT-17-XX-U-Ⅲ

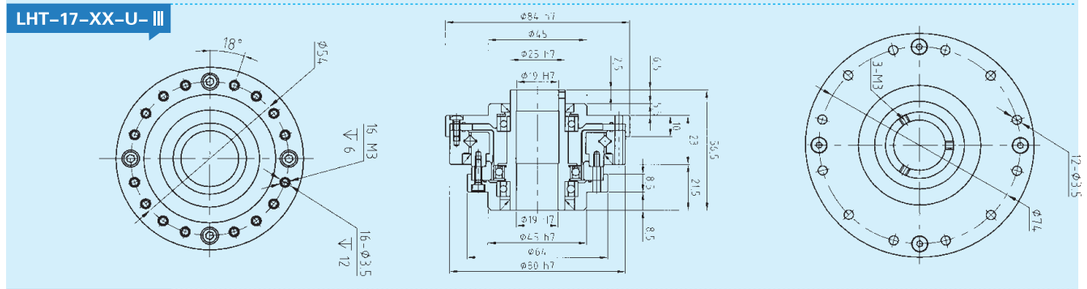

LHT-20-XX-U-Ⅲ

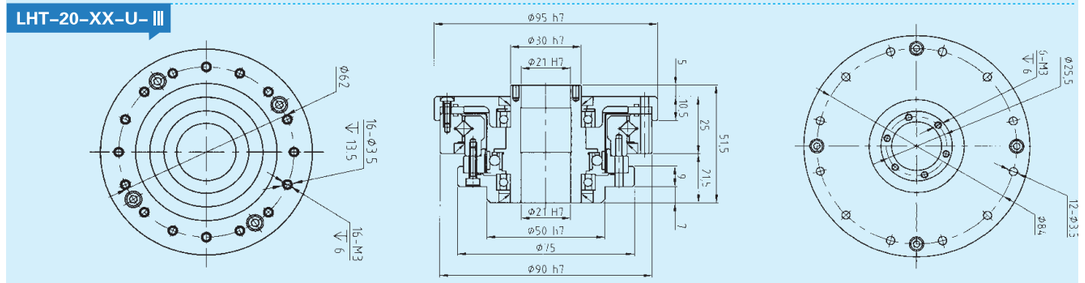

LHT-25-XX-U-Ⅲ

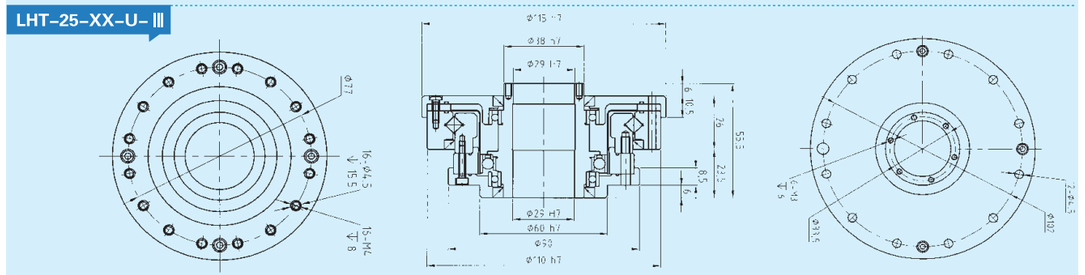

LHT-32-XX-U-Ⅲ

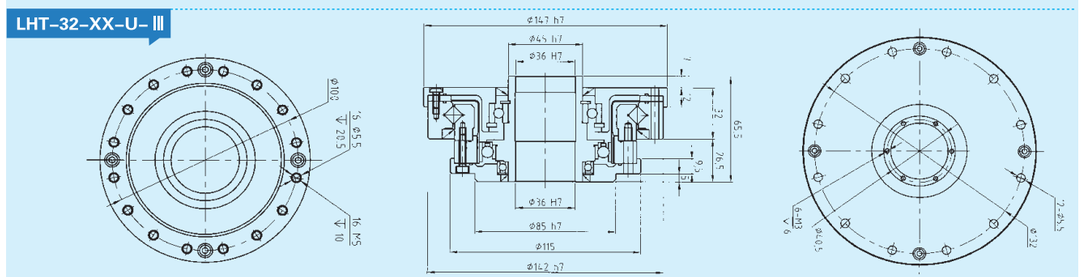

*以上图纸尺寸仅供参考,实际根据客户提供的数据,会出具相关的技术参数及尺寸。